



**SUMMARY TEST DATA  
ON  
P2T-1R2G1R4G-60-T-SFF**

**PL23310/1835**

|  |  |
|--|--|
| Customer: _____                        | Tested By: <u>Jerry N.</u>                 |
| SO No: _____                           | Temperature: <u>+25°C</u>                  |
| Model No: <u>P2T-1R2G1R4G-60-T-SFF</u> | Date: <u>8/30/18</u>                       |
| Serial No: <u>PL23310/1835</u>         | Drawing No: <u>27630501</u> Rev: <u>A1</u> |

| TEST.<br>ITEM NO | PARAMETERS      | SPECIFIED VALUE  | TEST<br>RESULTS                | QA<br>QC    |             |
|------------------|-----------------|--|--------------------------------|-------------|-------------|
| 1                | Frequency Range | 1.2 TO 1.4 GHz   | 1.2 TO 1.4 GHz                 | PMI<br>QA 1 |             |
| 2                | Insertion Loss  | 1 dB Max   | 0.75 dB<br>(See Plot)          |             |             |
| 3                | Input VSWR      | 1.5:1 Max  | 1.19:1<br>(See Plot)           |             |             |
| 4                | Isolation       | 60 dB MIN  | 99.38 dB<br>(See Plot)         |             |             |
| 5                | Switching Speed | 100 ns Max   | See Typical<br>Characteristics |             |             |
| 6                | Input Power     | +30dBm Max (Survival)<br>+20dBm Max (Operating)                            | Pass                           |             |             |
| 7                | DC Supply       | +5VDC @ 100 mA Typ<br>-15VDC @ 100 mA Typ                                  | 30 mA<br>50 mA                 |             |             |
| 8                | Control Signal  | LOGIC TABLE<br>FUNCTION<br>CTL<br>0 J1-J2 "LOW LOSS"<br>1 J1-J3 "LOW LOSS" | Pass                           |             | PMI<br>QA 1 |

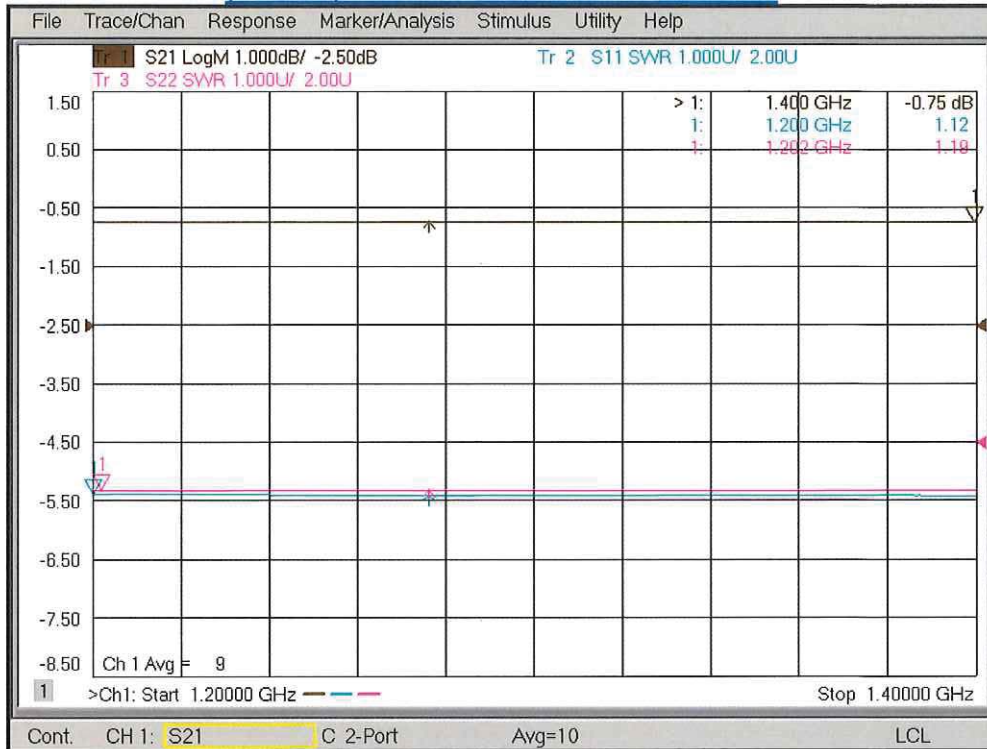
QA/QC Approval:  PMI QA 1 Date: 8/31/18



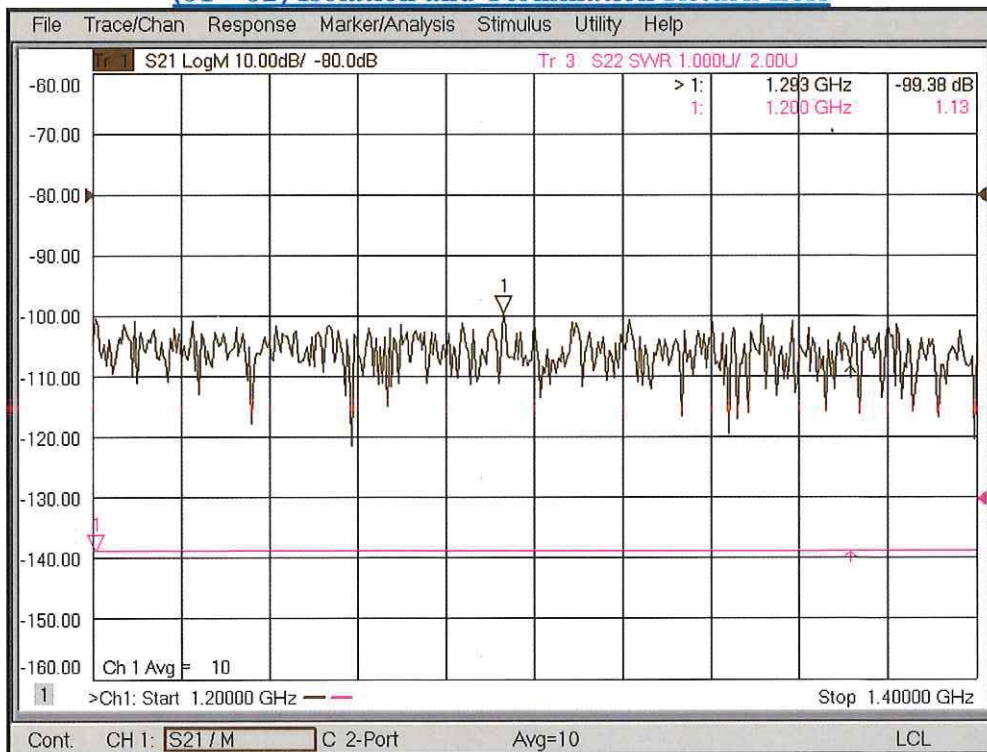
**SUMMARY TEST DATA  
ON  
P2T-1R2G1R4G-60-T-SFF**

PL23310/1835

**(J1 – J2) Insertion Loss and Return Loss**



**(J1 – J2) Isolation and Termination Return Loss**

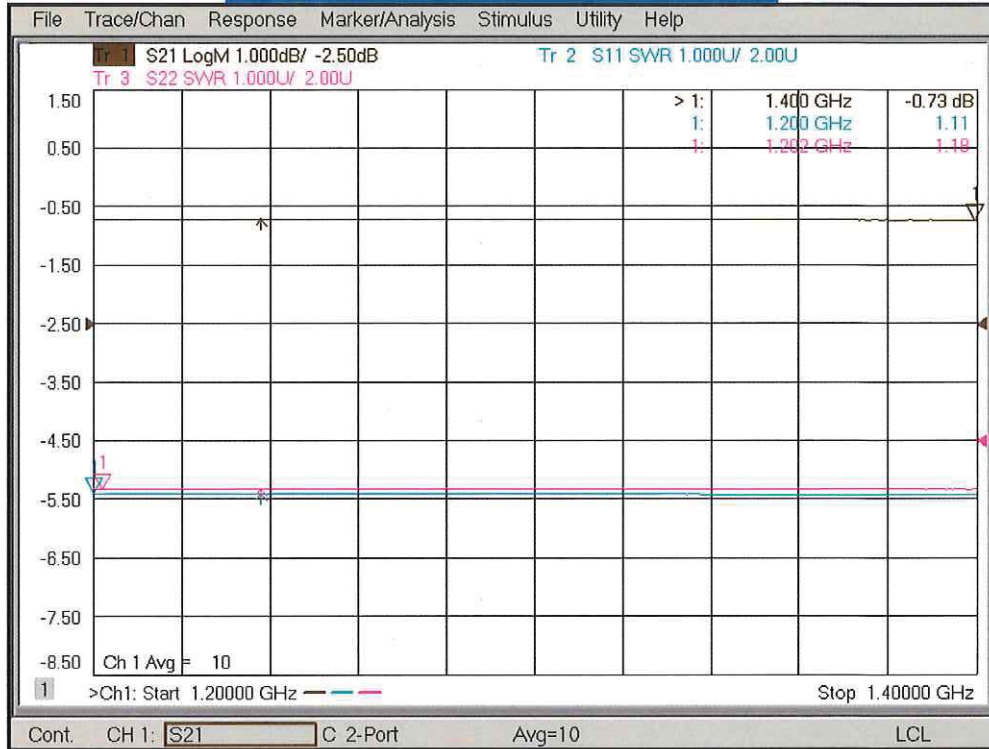




**SUMMARY TEST DATA  
ON  
P2T-1R2G1R4G-60-T-SFF**

PL23310/1835

**(J1 – J3) Insertion Loss and Return Loss**



**(J1 – J3) Isolation and Termination Return Loss**

