

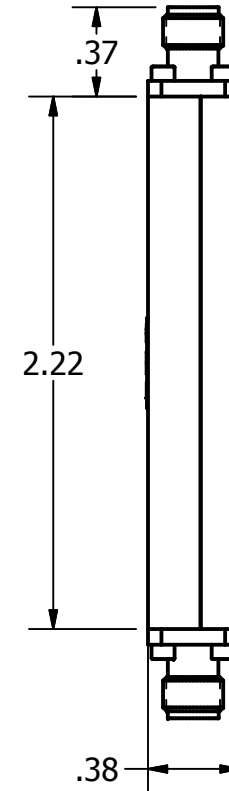
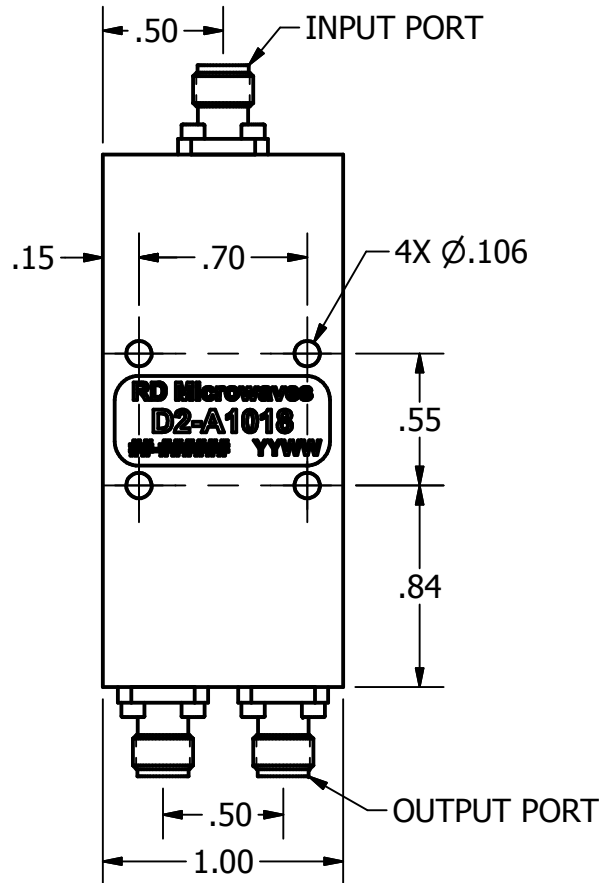
REVISION HISTORY				
ZONE	REV	DESCRIPTION	DATE	APPROVED
	4	REVISED VSWR SPECIFICATION	12/26/2023	DM
	5	IMPROVED SPECIFICATIONS /CS REQUEST	1/21/2026	TB

SPECIFICATION:


FREQUENCY RANGE: 1 TO 18 GHz
 NUMBER OF OUTPUT PORTS: 2

FREQ. (GHz):	1-1.5	1.5-15	15-18
ISOLATION:	12 dB	19 dB	14 dB
VSWR:	1.6	1.5	1.5

MAXIMUM INSERTION LOSS: 0.8 dB
 AMPLITUDE BALANCE : 0.3 dB MAX.
 PHASE BALANCE: 6DEG. MAX.
 MAXIMUM INPUT POWER: 30W MAX.
 IMPEDANCE: 50Ω



PROPERTY OF R&D MICROWAVES LLC

DRAWN AK	2/18/2015	 R&D Microwaves LLC, USA
CHECKED		
QA		
MFG		
APPROVED		
		TITLE
		SMA(f) POWER DIVIDER, FREQUENCY RANGE 1 TO 18 GHz, 2 OUTPUT PORTS
SIZE A	DWG NO D2-A1018rev5	REV 5
SCALE	SHEET 1 OF 1	