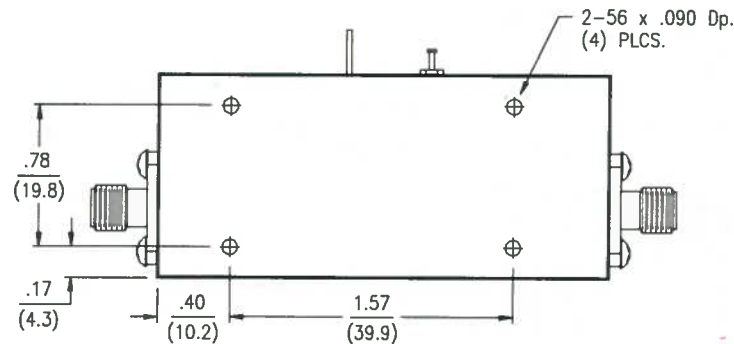
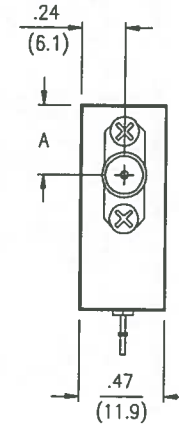
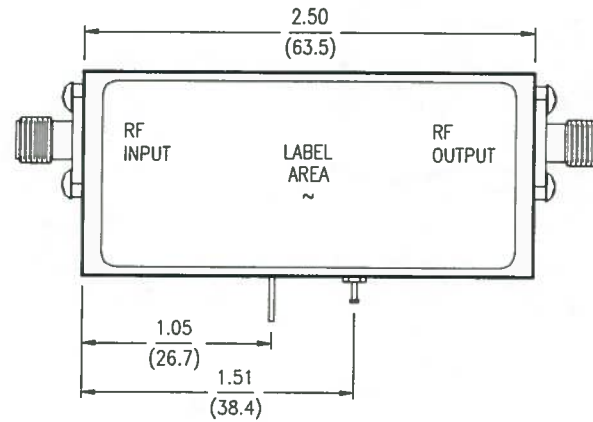
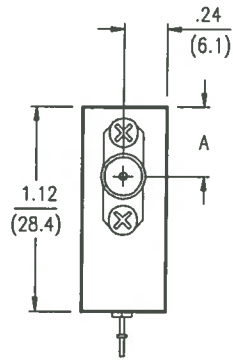


THIS DRAWING IS PRELIMINARY UNLESS
IT HAS BEEN STAMPED "RELEASED".

REVISIONS				
ZONE	REV.	DESCRIPTION	DATE	APPROVED



OUTLINE DASH NO.	DIM A
-00C	.454
-00S	.380

RELEASED

NOTES:
1. Dimensions are in Inches/(mm.).
2. RF connectors are SMA female.

UNLESS OTHERWISE SPECIFIED DIMENSIONS ARE IN INCHES (mm.) TOLERANCE ARE: FRACTIONS DECIMALS ANGLES ±1/32 XX±.020 ±1/2° XXX±.010	CONTRACT NO. ---		<i>Microwave Solutions Inc.</i> NATIONAL CITY CALIFORNIA					
	APPROVALS					DATES		
MATERIAL: ---	DRAWN: A. HALL		931213		OUTLINE DRAWING C/S-BAND, FLATPACK AMPLIFIER			
FINISH: ---	CHECK							
DO NOT SCALE DRAWING	REVISED: M. ROSAS		981023		SIZE A	FSCM NO. 65151	DWG. NO. OL-001159-XXX	REV. B
	OL1159B.DWG		981023		SCALE: 1X		SHEET: 1 OF 1	