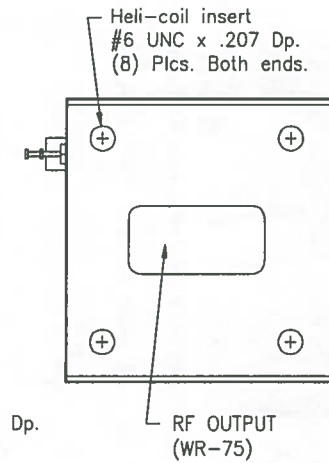
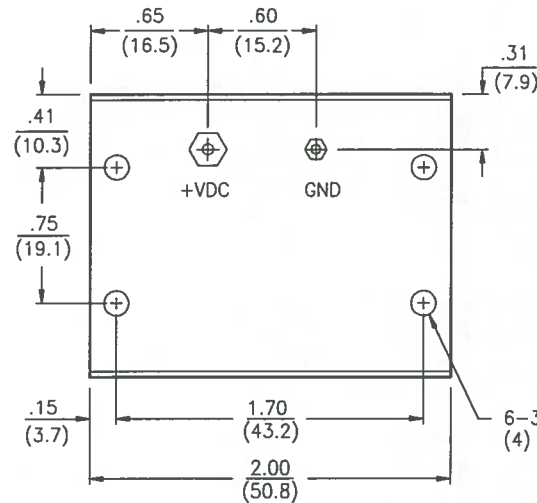
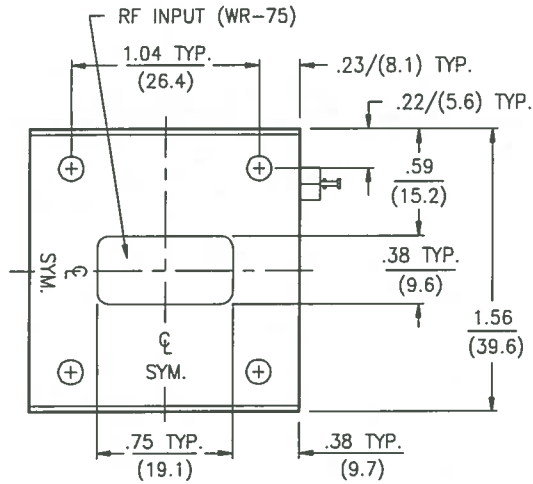
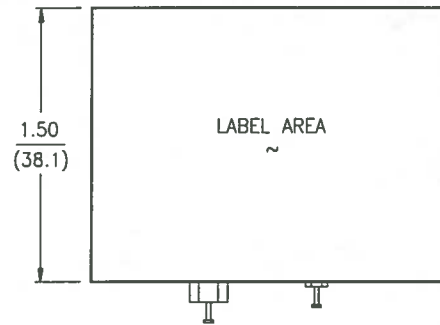


THIS DRAWING IS PRELIMINARY UNLESS
IT HAS BEEN STAMPED "RELEASED".

REVISIONS				
ZONE	REV.	DESCRIPTION	DATE	APPROVED



RELEASED

NOTES:

1. Dimensions are in Inces/(mm.).
2. RF connectors are SMA female.

UNLESS OTHERWISE SPECIFIED DIMENSIONS ARE IN INCHES TOLERANCE ARE: (mm.) FRACTIONS DECIMALS ANGLES ±1/32 XX±.020 ±1/2 XXX±.010	CONTRACT NO. ---		<i>Microwave Solutions Inc.</i> NATIONAL CITY CALIFORNIA			
	APPROVALS	DATES				
MATERIAL: ---	DRAWN: A. HALL	920210	OUTLINE DRAWING WR-75 INPUT/OUTPUT, LNA			
FINISH: ---	CHECK					
DO NOT SCALE DRAWING	REVISED: M. ROSAS	981023	SIZE A	FSCM NO. 65151	DWG. NO. OL-000747	REV. B
	OL747B.DWG	981023	SCALE: FULL		SHEET: 1 OF 1	