



# ALLEN AVIONICS OFFSET MARKER

*An Extremely Versatile and Convenient  
Method Of Identifying Your Products*



**ALLEN AVIONICS**

2727 CLINTON STREET • RIVER GROVE • IL 60171 • TEL: 708-453-3238 • email: sales@allnavionics.com

**A VERSATILE MARKING SYSTEM**

The Offset Marker or Imprinter is a relatively little known, but very versatile method of identifying your product with the finest and most permanent marking available today.

**HAS NUMEROUS APPLICATIONS**

Almost every industry will find our Offset Markers to be a useful and economical method of marking. Electronic and electrical components, advertising articles, industrial identification, and imprinting of consumer products are just a few of the many fields where these machines have been found to be invaluable. Fine products that you wish to mark permanently, with your name or logo, catalog number or size, merit the use of Allen Avionics Offset Markers. This insures that the quality of your marking will match the high quality of your product.

**MARKS ALMOST ANY SHAPED OBJECT**

Whether the part is flat, round, uneven, irregular or hexagon in shape, the Offset Marker will easily mark them inexpensively, clearly, quickly and permanently. Parts made of metal, glass, plastics, wood and rubber, etc., can be readily marked. Present day inks insure durable marking. Much development work today is being done in thick film techniques using the offset marking system.

Alternate methods of marking are generally not as satisfactory or practical. Labels can easily be disfigured or peeled- off. Silk-screening on uneven or round parts is difficult and can never be as sharp as imprinting. Rubber stamping is nearly impossible on round or irregular surfaces and is adequate only on absorbent surfaces

**FEATURES QUICK SET-UP**

One of the most important features of the Offset Marker is its capability for changing the "copy" quickly and easily. In a matter of minutes, using a tweezers and a flat surface, any novice can set "type". The offset type is placed between metal plates (furniture) which spaces the letters vertically. The chase (the frame which houses the offset and furniture) snaps quickly into place. Repetitive markings, logos, and other symbols are available.

**LIGHTWEIGHT, PORTABLE MACHINES**

These machines are easily portable, the hand model weighing only 13 lbs. and the air operated model only 21 lbs. All parts are made of corrosion-resistant materials. The machine's fine design is such that you can be assured of many years of trouble-free service. Bronze or nylon bearing are used on all moving parts to insure long life.

**AVAILABLE IN 6 DIFFERENT MODELS:**

**MANUAL OFFSET MARKER**

	Model
Hand Operated .....	M1HD
Dimensions .....	14" long x 9.5" wide x 14.5" high
Weight .....	13 pounds
Imprint Area .....	4.5" x 3"

**AIR OPERATED OFFSET MARKERS**

	Model
Hand Controlled Valve .....	A2HD
Foot Controlled Valve .....	A3FT
Automatic Cycling .....	A4AC
*Automatic Cycling & Hand Control ..	A5AH
*Automatic Cycling & Foot Control ...	A6AF
Dimensions .....	26" long x 10" wide x 14.5" high
Weight .....	21 pounds
Imprint Area .....	4.5" x 3"
Air Pressure Required .....	10-15 p.s.i.
*Provided with quick couplers	

All Offset Markers are supplied with an adjustable guide, one chase with locking device, wrench, offset marking pad and two rubber rollers.

Offset type, type boxes, furniture, chases, brayers, rollers and pads are available from us and are listed on page 4 of this brochure.

**BUILT-IN SAFETY FEATURES**

With all models (excluding the Automatic Cycling Model), the operator sets the speed at which parts are marked. With the Automatic Cycling Model, the marking time is controlled by a screw adjusted air valve which keeps the machine stationary in the marking position from 1 to 20 seconds. This time period is satisfactory for most marking applications. Due to the very low air pressure required, complete operator safety is afforded. Should the operators hand be placed in the way of a moving part, neither the operator nor the machine would be injured.

The air operated offset marker for hand operation (Model No. A2HD) will normally be provided with the hand valve on the left side. If right side operation is required, it is a simple matter to remount the valve in the holes provided. If requested, the offset marker will be supplied with the valve on the right side.

**FOR MORE INFORMATION**


**Phone: 708-453-3238**

**[www.allenavionics.com](http://www.allenavionics.com)**


**[Sales@allenavionics.com](mailto:Sales@allenavionics.com)**

# ***SIMPLE, EASY OPERATION***


*With hand and foot actuation, the value is depressed for an instant and the following sequences occur automatically:*




**1** A small amount of ink is placed on the ink plate and spread with a brayer (hand roller)




**2** The ink plate has been rotated slightly by a pawl and the rubber rollers are on the ink plate where they are picking-up ink.




**3** This picture depicts the Offset Marker after the rollers have inked the offset type.



**4** The rollers are on the ink plate and the offset pad is touching the type, placing an inked impression on the surface of the pad.



**5** This is the marking position and shows the inked impression transferred to the offset pad.




**6** In this position, the part that is to be marked is brought into contact with the offset pad and the impression is quickly, neatly and sharply transferred onto the part. The softness of the offset pad allows it to reach into uneven surfaces to make a clear, sharp impression.

# ACCESSORIES



## CASE FOR TYPE

This conveniently shaped wooden box expedites the selection of the offset type. The time saving alone is worth many times the cost of this inexpensive container. This 12" x 12" x 1¼" box is divided into 49 individually marked sections. A cover keeps type dust-free and prevents the type from mixing.




## FURNITURE (Metal)

Used as spacers between lines. Available in two different lengths:

**Full Length - Approximately 4.3" long.**  
**Half Length - Approximately 2.1" long.**

A set of either of the above consists of:

**1 pc. 1/2" (.500), 3 pcs. 1/3" (.333), 2 pcs. 1/6" (.167),  
5 pcs. 55 mils (.055), 3 pcs. 25 mils (.025),  
7 pcs. 15 mils (.015)**



## HAND VALVE KITS

**(H1HD)** Used on Model A3FT to add hand valve control.  
(Hand valve, hose and fittings.)

**(H2HD)** Used on Model A4AC to convert to Model A5AH.  
(Hand valve, hose, fittings, couplers and hardware.)



## FOOT VALVE KITS


**(H3FT)** Used on Model A2HD to add hand valve control.  
(Foot valve, hose and fittings.)

**(H4FT)** Used on Model A4AC to convert to Model A6AF.  
(Foot valve, hose, fittings and hardware.)



## CHASE

Fixture to hold type.



## OFFSET TRANSFER PAD

4 ½" x 3" x ½" synthetic rubber pad.



## RUBBER ROLLERS

¾" dia. x 5" long on arbor ¼" dia. x 7½" long.



## WRENCH

Used to expand lock.



## LOCK

Used to secure type and furniture in proper position inside of chase.



## BRAYER

Hand roller used to spread ink over platen.

# ALLEN AVIONICS

2727 Clinton Street • River Grove, IL 60171 • TEL: 708-453-3238  
email: sales@allnavionics.com