



**SUMMARY TEST DATA  
ON  
4SFB-2G6G-CD-5-N12-SFF**

PL23976/1848

Customer: \_\_\_\_\_ Tested By: H. Gonzales  
 SO No: \_\_\_\_\_ Temperature: +25°C  
 Model No: 4SFB-2G6G-CD-5-N12-SFF Date: 12/05/18  
 Serial No: PL23976/1848 Drawing No: 27610341 Rev: C1

TEST. ITEM NO	PARAMETERS	SPECIFIED VALUE	TEST RESULT	QA QC	
1	Pass Band Frequency Range:	2 GHz – 6 GHz	2 GHz – 6 GHz See Plot	PMI QA1	
2	Pass Band Bandwidth:	1 GHz Min @ each channel	1 GHz Min @ See Plot		
3	Pass Band Ripple:	0.5 dB Peak to Peak	0.5dB See Pots		
4	Insertion Loss:	5 dB Max	3.81dB See Plot		
5	Impedance:	50 OHMS	Pass		
6	Switching Speed:	2 us Max	2 us See Typical Characteristics		
7	Pass Band VSWR:	2.0:1 Max	1.89:1 See Plot		
8	Control Line:	TTL Positive See Truth Table	Pass		
9	DC Supply:	+5VDC @ 200mA Max -15VDC @ 200mA Max	+5VDC @ 48mA -15VDC @ 52mA		
10	Stop Band Frequency And Attenuation:	15% of corner frequency 60 dB Min	Pass		PMI QA1

TTL Truth Table		
CTL 1	CTL 2	Filter Path
0	1	2 – 3 GHz
0	0	3 – 4 GHz
1	0	4 – 5 GHz
1	1	5 – 6 GHz

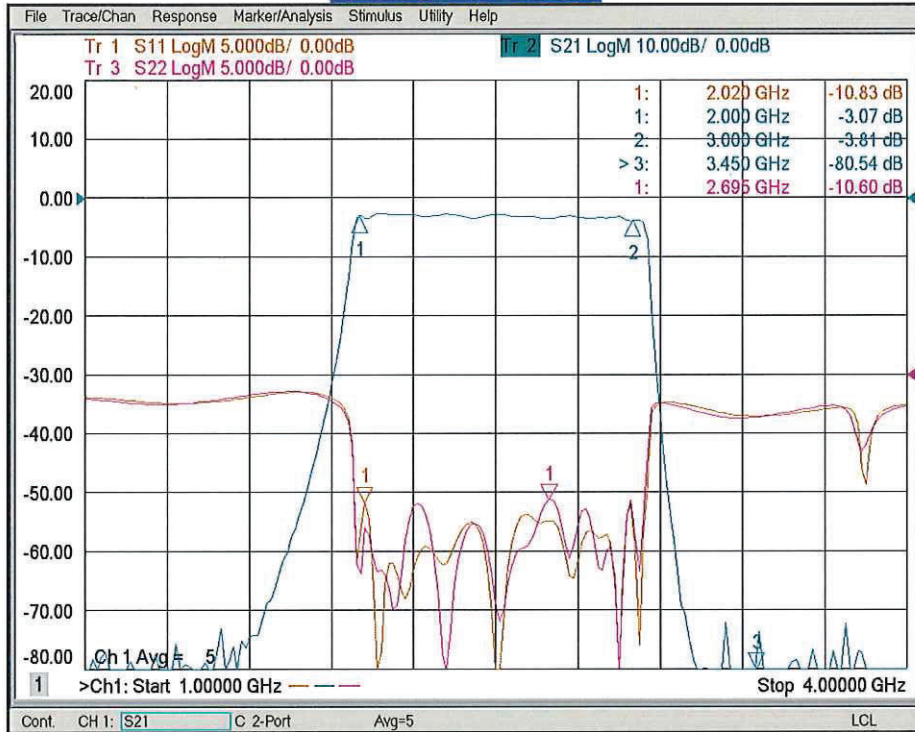
QA/QC Approval: *[Signature]* PMI QA1 Date: 12/5/18



**SUMMARY TEST DATA  
ON  
4SFB-2G6G-CD-5-N12-SFF**

PL23976/1848

**Channel 1 (2 – 3 GHz)**



**Channel 1 Broadband (2 – 3 GHz)**

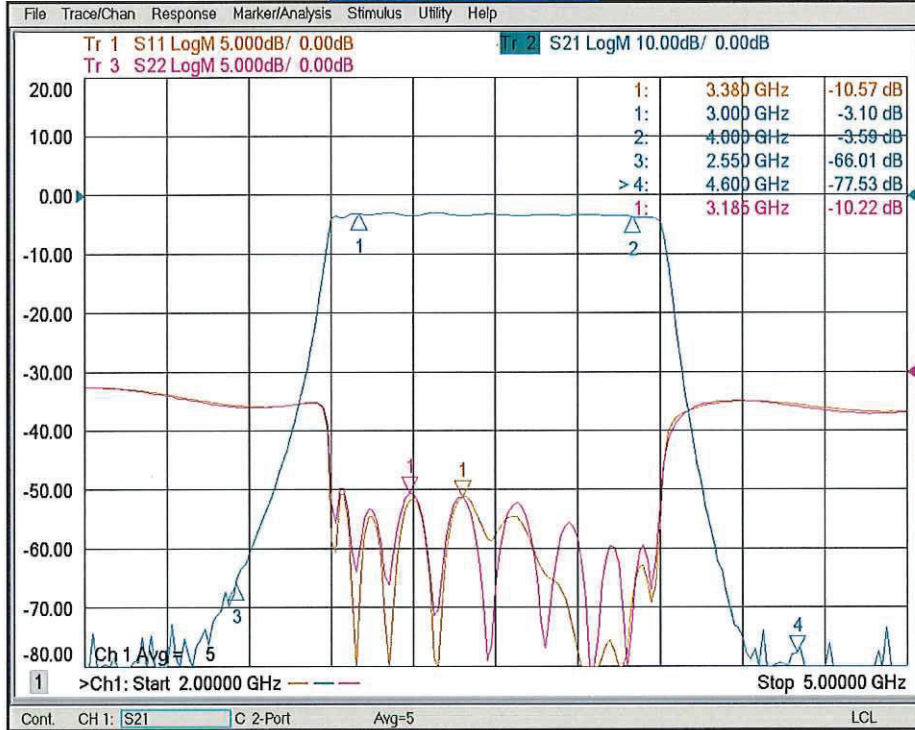




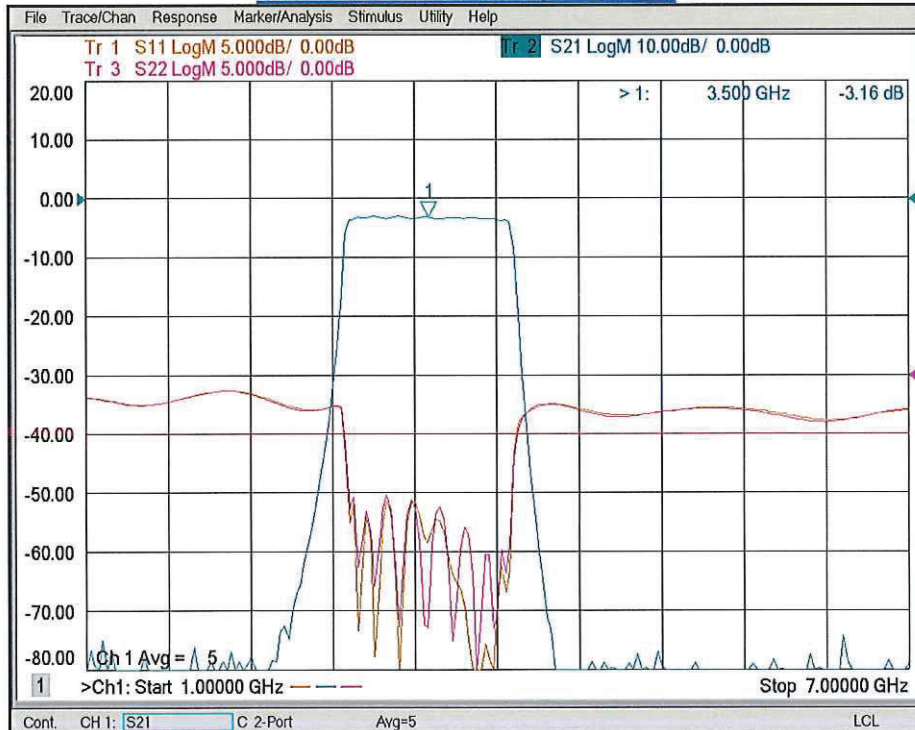
**SUMMARY TEST DATA  
ON  
4SFB-2G6G-CD-5-N12-SFF**

PL23976/1848

**Channel 2 (3 – 4 GHz)**



**Channel 2 Broadband (3 – 4 GHz)**

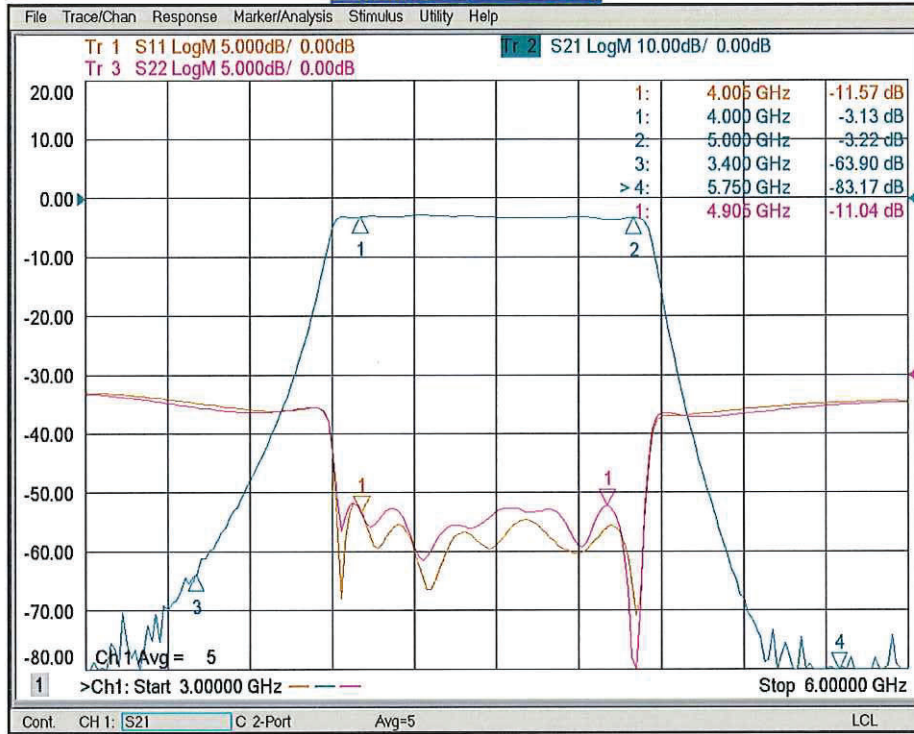




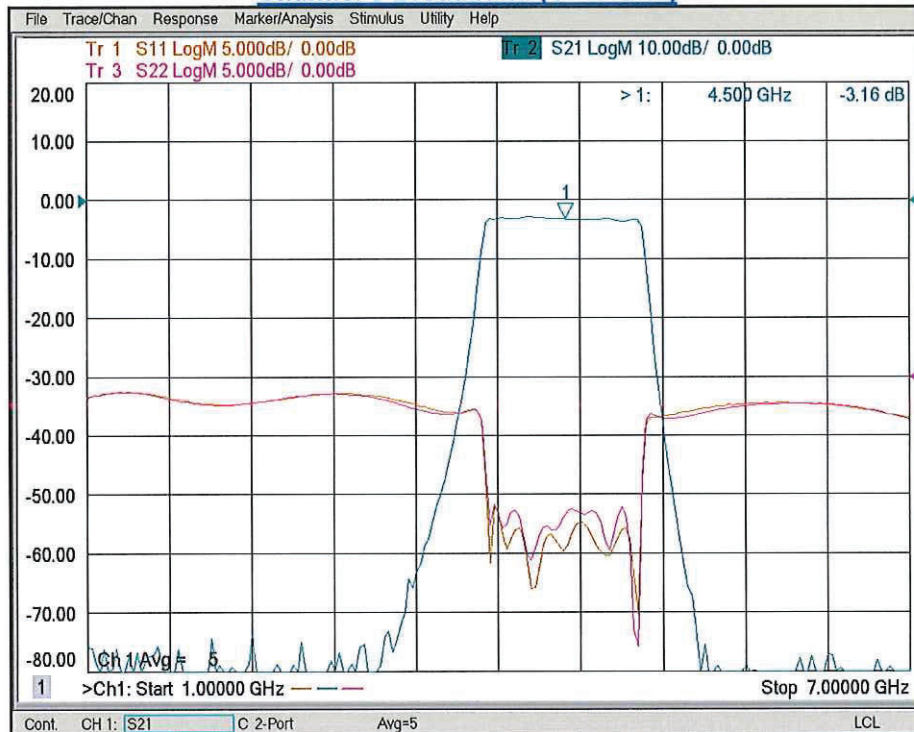
**SUMMARY TEST DATA  
ON  
4SFB-2G6G-CD-5-N12-SFF**

PL23976/1848

**Channel 3 (4 – 5 GHz)**



**Channel 3 Broadband (4 – 5 GHz)**

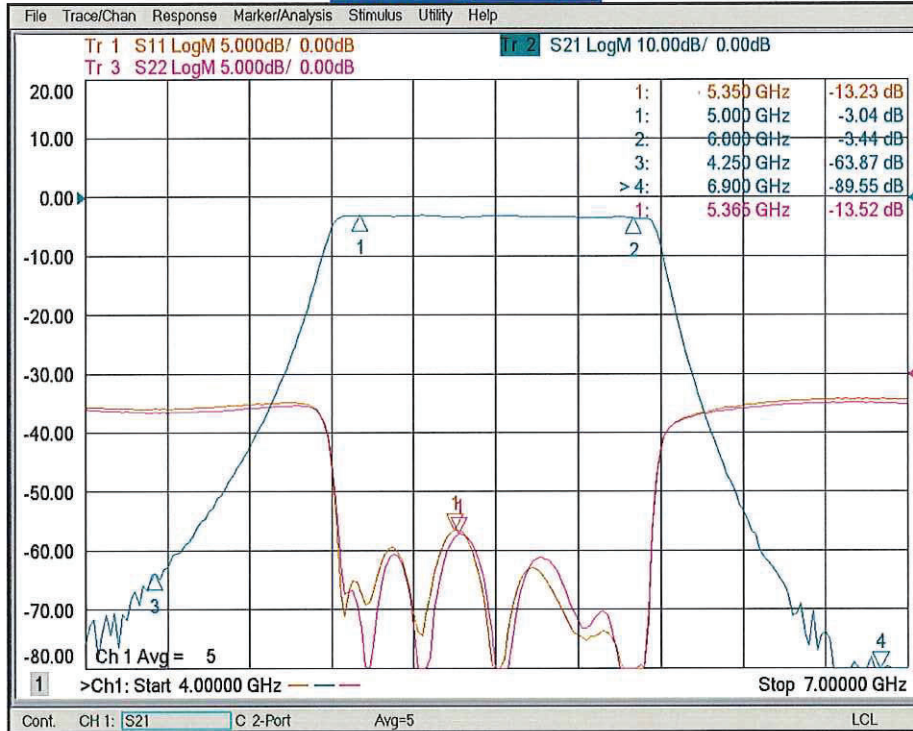




**SUMMARY TEST DATA  
ON  
4SFB-2G6G-CD-5-N12-SFF**

PL23976/1848

**Channel 4 (5 – 6 GHz)**



**Channel 4 Broadband (5 – 6 GHz)**

