



**SUMMARY TEST DATA
ON
4SFB-2G6G-CD-5-N12-SFF**

PL23977/1848

Customer: _____ Tested By: H. Gonzales
 SO No: _____ Temperature: +25°C
 Model No: 4SFB-2G6G-CD-5-N12-SFF Date: 12/05/18
 Serial No: PL23977/1848 Drawing No: 27610341 Rev: C1

TEST. ITEM NO	PARAMETERS	SPECIFIED VALUE	TEST RESULT	QA QC
1	Pass Band Frequency Range:	2 GHz – 6 GHz	2 GHz – 6 GHz See Plot	PMI QA 1
2	Pass Band Bandwidth:	1 GHz Min @ each channel	1 GHz Min @ See Plot	
3	Pass Band Ripple:	0.5 dB Peak to Peak	0.5dB See Pots	
4	Insertion Loss:	5 dB Max	3.62dB See Plot	
5	Impedance:	50 OHMS	Pass	
6	Switching Speed:	2 us Max	2 us See Typical Characteristics	
7	Pass Band VSWR:	2.0:1 Max	1.92:1 See Plot	
8	Control Line:	TTL Positive See Truth Table	Pass	
9	DC Supply:	+5VDC @ 200mA Max -15VDC @ 200mA Max	+5VDC @ 48mA -15VDC @ 52mA	
10	Stop Band Frequency And Attenuation:	15% of corner frequency 60 dB Min	Pass	

TTL Truth Table		
CTL 1	CTL 2	Filter Path
0	1	2 – 3 GHz
0	0	3 – 4 GHz
1	0	4 – 5 GHz
1	1	5 – 6 GHz

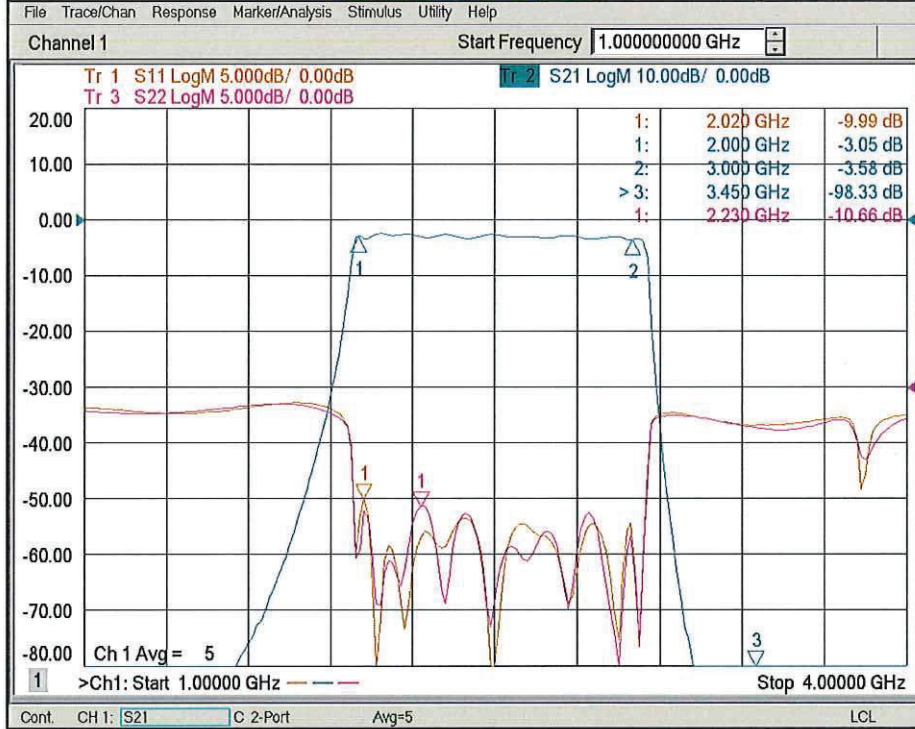
QA/QC Approval: Date: 12/5/18



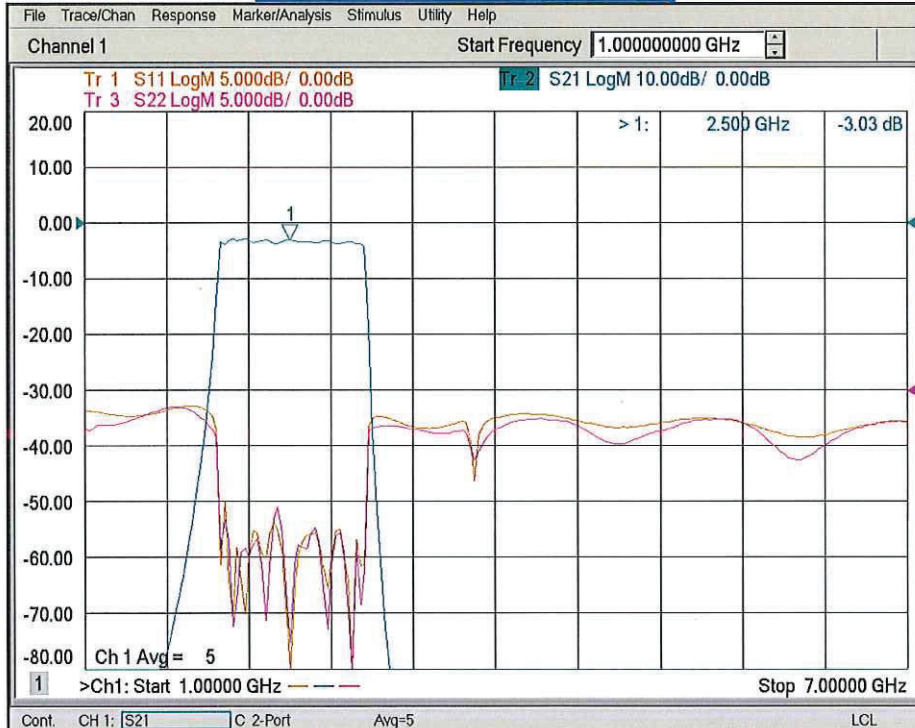
**SUMMARY TEST DATA
ON
4SFB-2G6G-CD-5-N12-SFF**

PL23977/1848

Channel 1 (2 – 3 GHz)



Channel 1 Broadband (2 – 3 GHz)

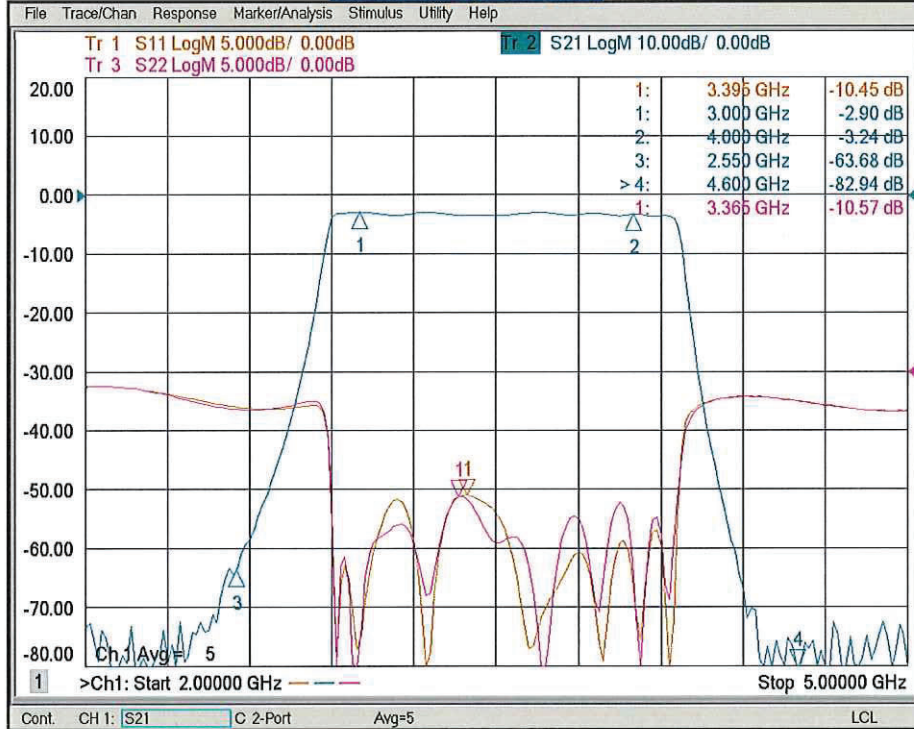




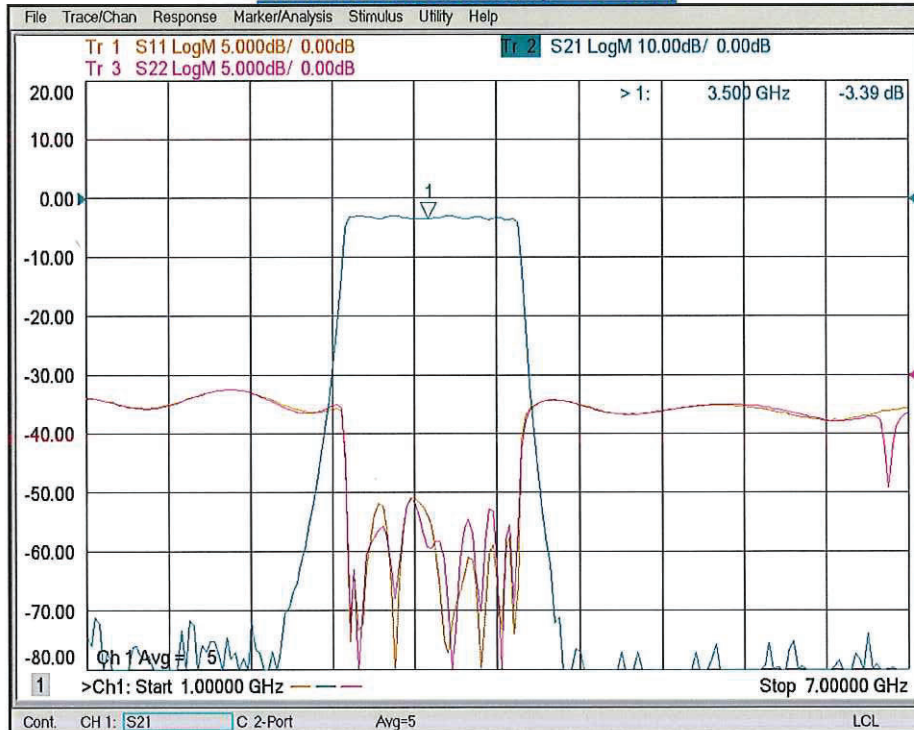
**SUMMARY TEST DATA
ON
4SFB-2G6G-CD-5-N12-SFF**

PL23977/1848

Channel 2 (3 – 4 GHz)



Channel 2 Broadband (3 – 4 GHz)

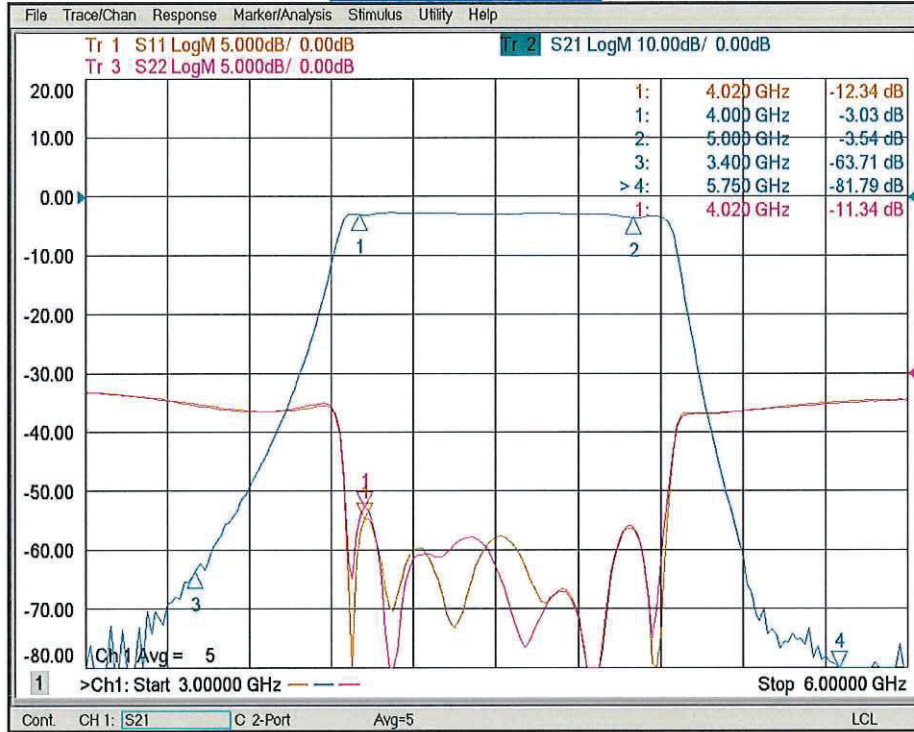




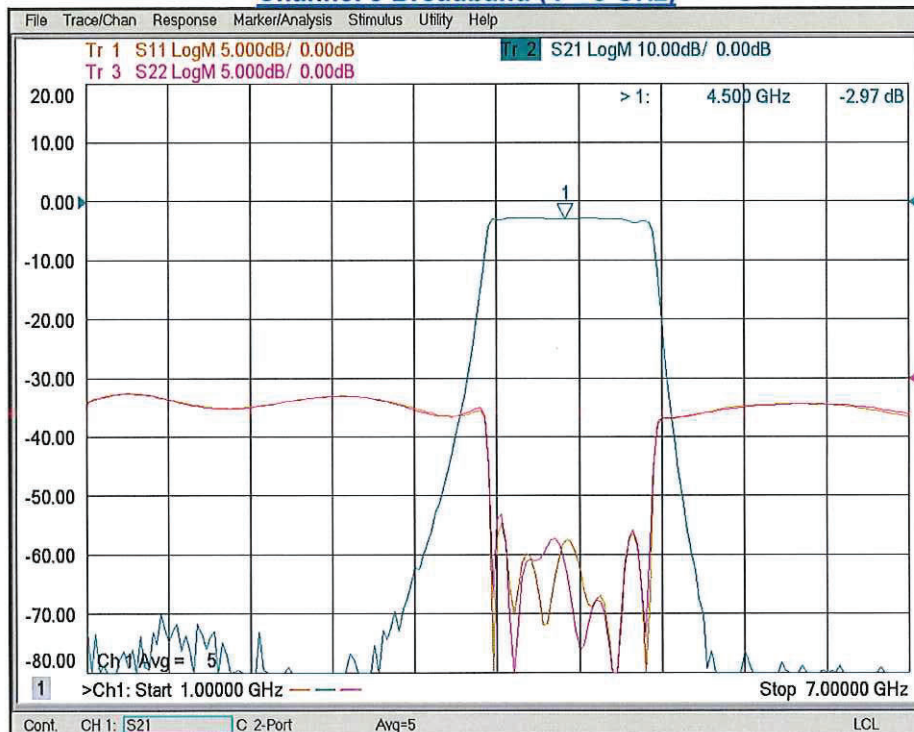
**SUMMARY TEST DATA
ON
4SFB-2G6G-CD-5-N12-SFF**

PL23977/1848

Channel 3 (4 – 5 GHz)



Channel 3 Broadband (4 – 5 GHz)

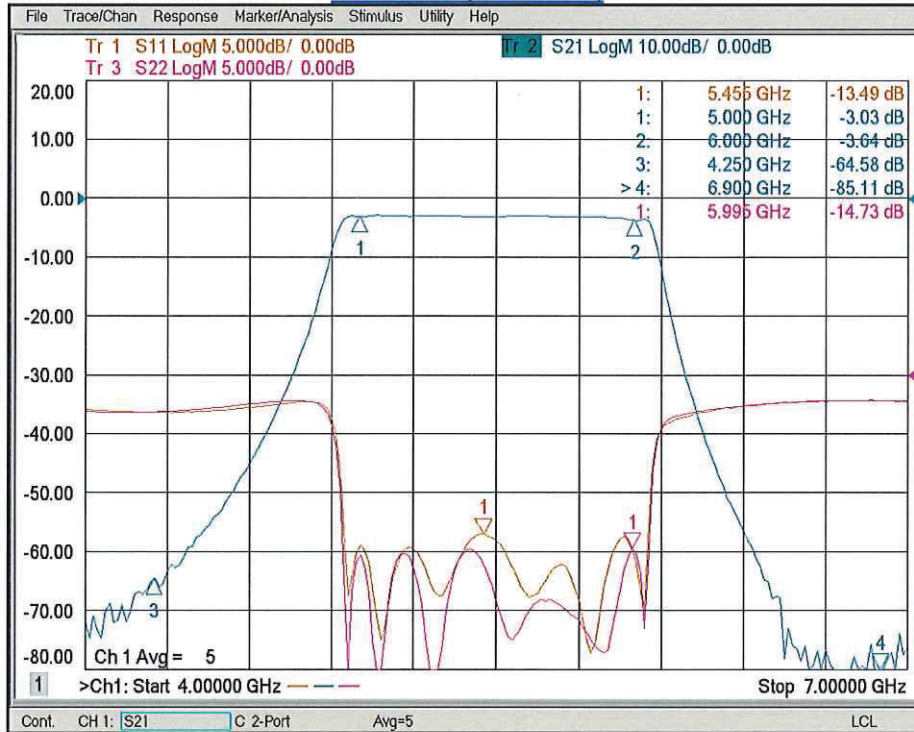




**SUMMARY TEST DATA
ON
4SFB-2G6G-CD-5-N12-SFF**

PL23977/1848

Channel 4 (5 – 6 GHz)



Channel 4 Broadband (5 – 6 GHz)

