




**SUMMARY TEST DATA
ON AMPLIFIER**

Customer :
 Job No :
 Model No : PE2-27-56-1R8-10-15-SFF
 Serial No : PL1795/0527

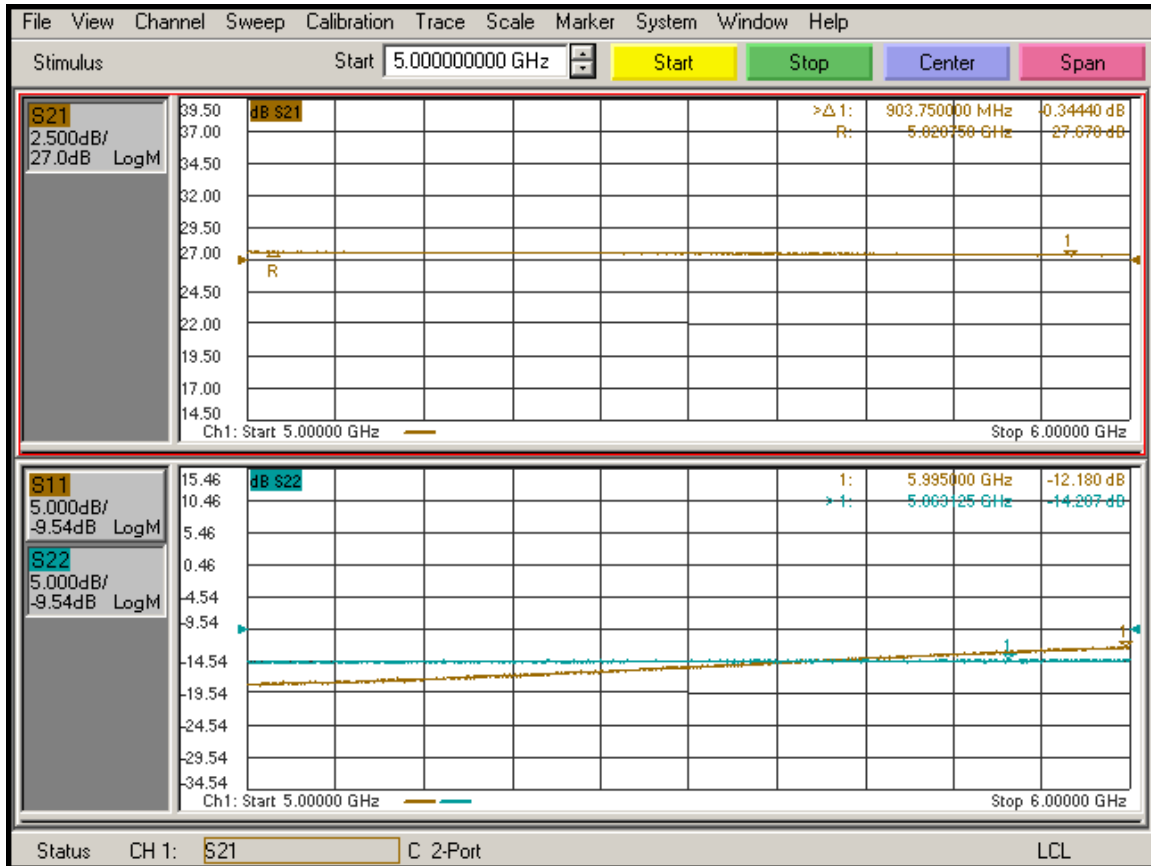
Tested By : Kevin Mason
 Temperature : +25°C
 Date : 06/30/05

TEST ITEM NO.	PARAMETERS	SPECIFIED VALUE	MEASURED VALUE	REMARKS QA/QC
1	Frequency Range:	5 - 6GHz	Pass (See Plot)	
2	Gain:	+27dB typ.	Pass (See Plot)	
3	Flatness:	±1.25dB max	±0.17dB	
4	Noise Figure:	1.5dB typ. 1.8dB max.	Pass (See NF Plot)	
5	Pout @ 1dB Compression:	+10dBm min	≥ +10dBm	
6	VSWR In/Out:	2.0:1 max.	Pass (See Plot)	
7	OIP3:	+20dBm min.	≥ +20dBm	
8	RF Input Power:	0dBm CW max.	Pass	
9	DC Supply:	150mA @ +12 to +15VDC max.	131mA @ +12 to +15VDC	

Production Manager Approval:  Date: 06/30/05

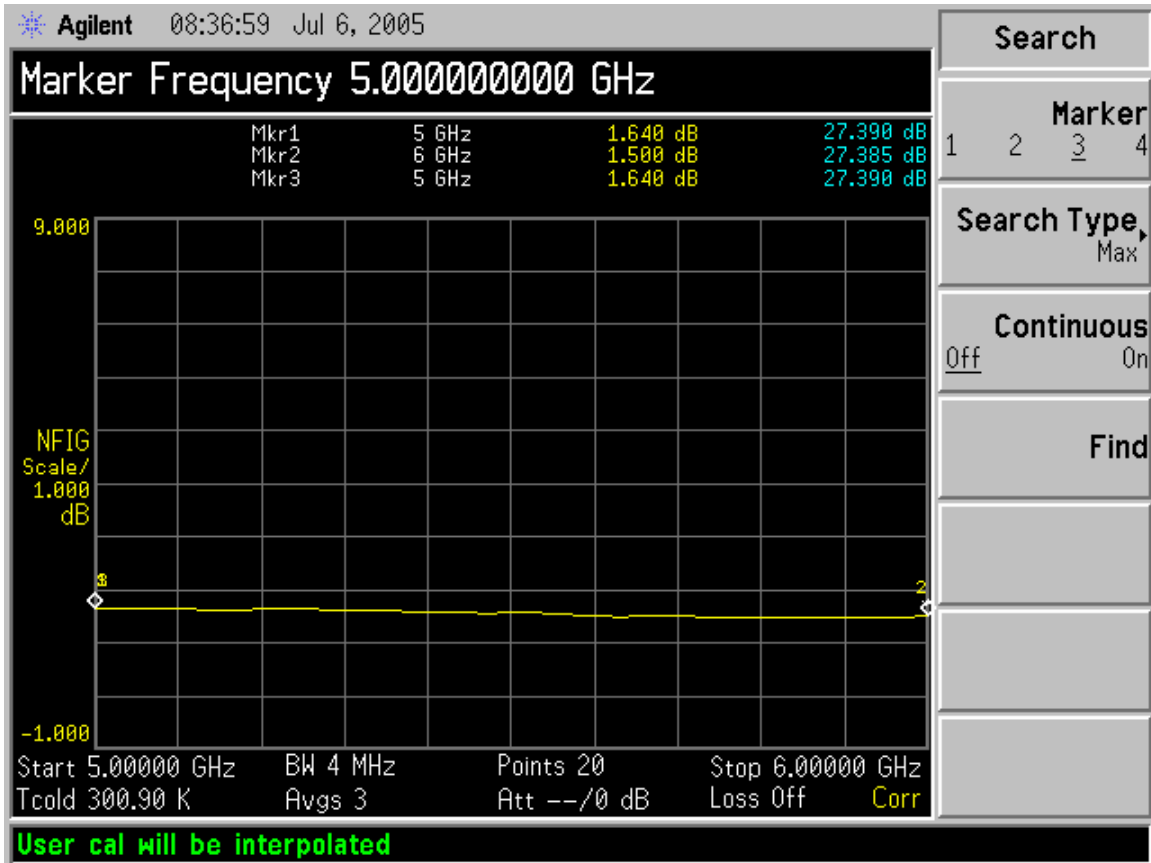
QA/QC Approval:  Date: 06/30/05

VNA Plot





Noise Figure Plot



Reconfirmed 9/25/06.

5715 Industry Lane, Unit 11, Frederick, MD 21704 USA Phone: (301)662-5019 Fax: (301)662-1731
email: sales@planarelec.com