



**SUMMARY TEST DATA
ON
5CL10D14G-180-CD-SFF**

PL25391/1915

Customer: _____	Tested By: <u>Collin Ertter</u>
SO No: _____	Temperature: <u>+25°C</u>
Model No: <u>5CL10D14G-180-CD-SFF</u>	Date: <u>04/12/19</u>
Serial No: <u>PL25391/1915</u>	Drawing No: <u>27609863</u> Rev: <u>A1</u>
Part No: _____	

TEST ITEM NO.	PARAMETERS	SPECIFIED VALUE	MEASURED VALUE	QA/QC
1	Center Frequency	10140 MHz Nom.	10140 MHz Nom. See Plot	PMI QA 1
2	3 dB Pass band Bandwidth:	180 MHz Min.	235 MHz See Plot	
3	Pass band VSWR:	1.5:1 Max	<1.5:1 See Plot	
4	Passband Insertion Loss:	4 dB Max	2 dB See Plot	
5	Loss Ripple (peak-to-peak):	0.5 dB Max	<0.4 dB See Plot	
6	Phase Linearity:	± 5°	±4° See Plot	
7	Rejection 70 dB:	DC – 8000 MHz	>95 dB See Plot	
8	Rejection 60 dB:	8760 MHz 11520 - 12900 MHz	>80 dB See Plot	
9	Rejection 50 dB:	13000 - 17000 MHz	>70 dB See Plot	
10	Input Power:	+30 dBm Max	+30 dBm	
11	Impedance: (Source Load)	50 ohms Nom.	Pass / Fail	

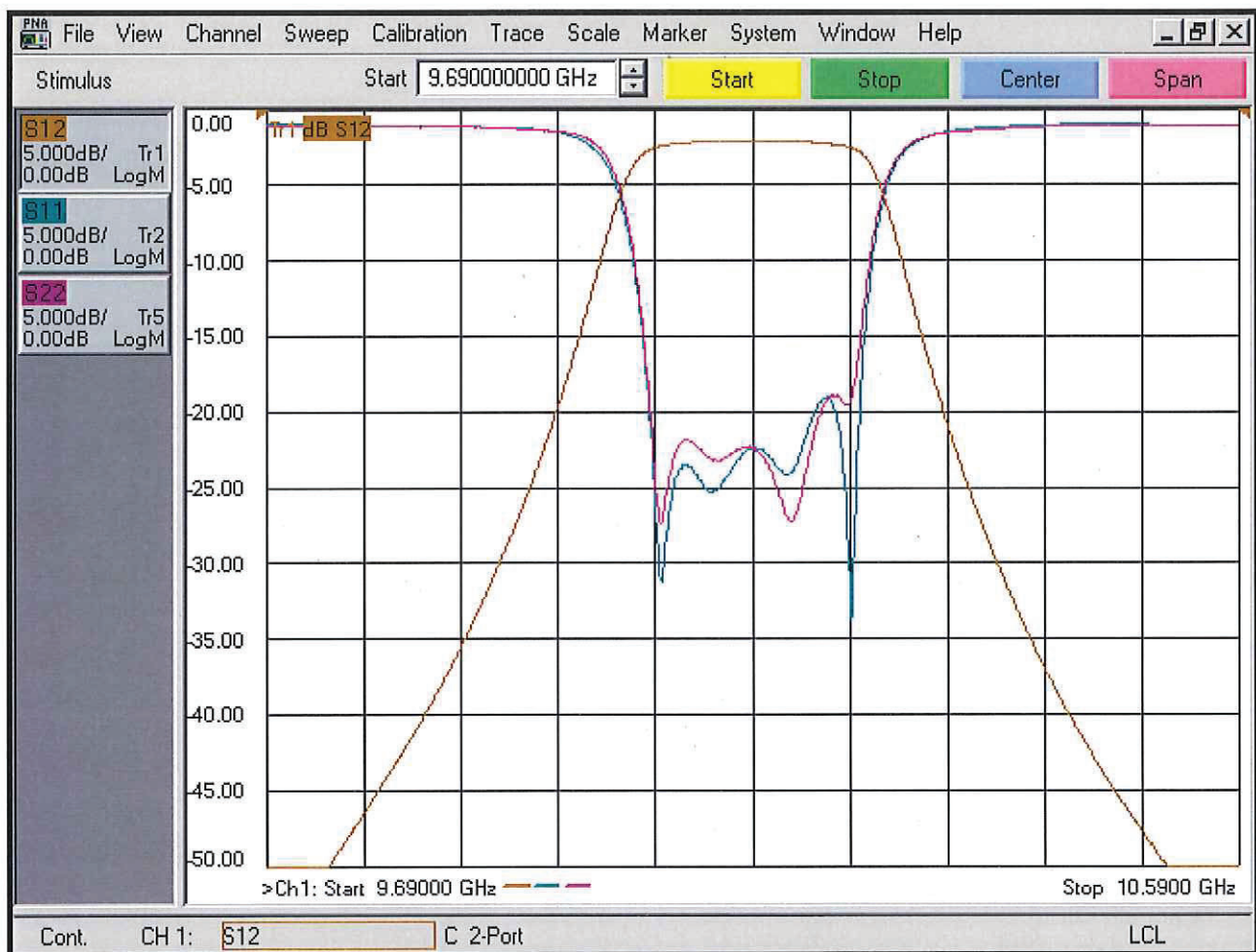
QA/QC Approval:  PMI QA 1 Date: 4/15/19



**SUMMARY TEST DATA
ON
5CL10D14G-180-CD-SFF**

PL25391/1915

Narrow-Band Response

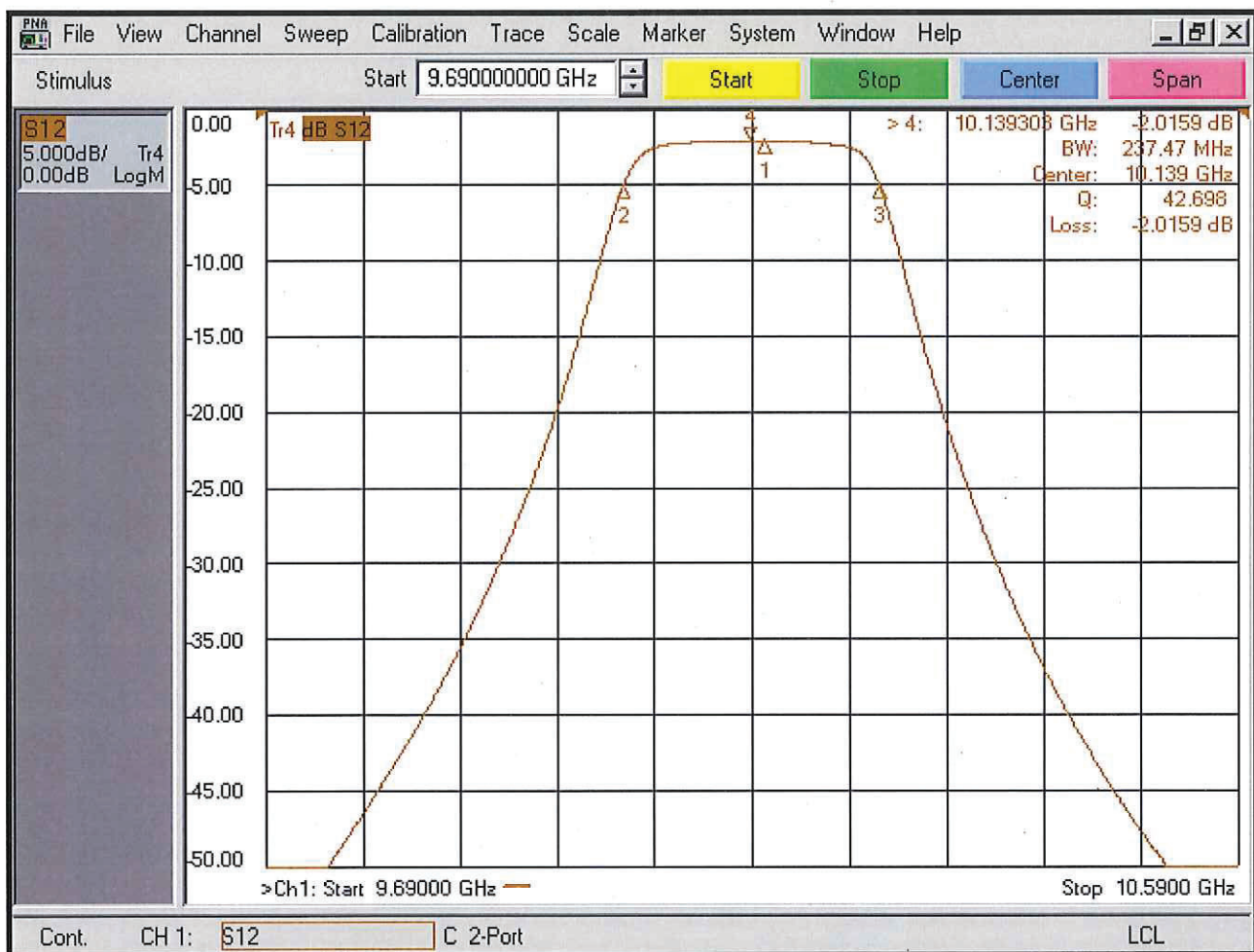




**SUMMARY TEST DATA
ON
5CL10D14G-180-CD-SFF**

PL25391/1915

Pass-Band Magnitude

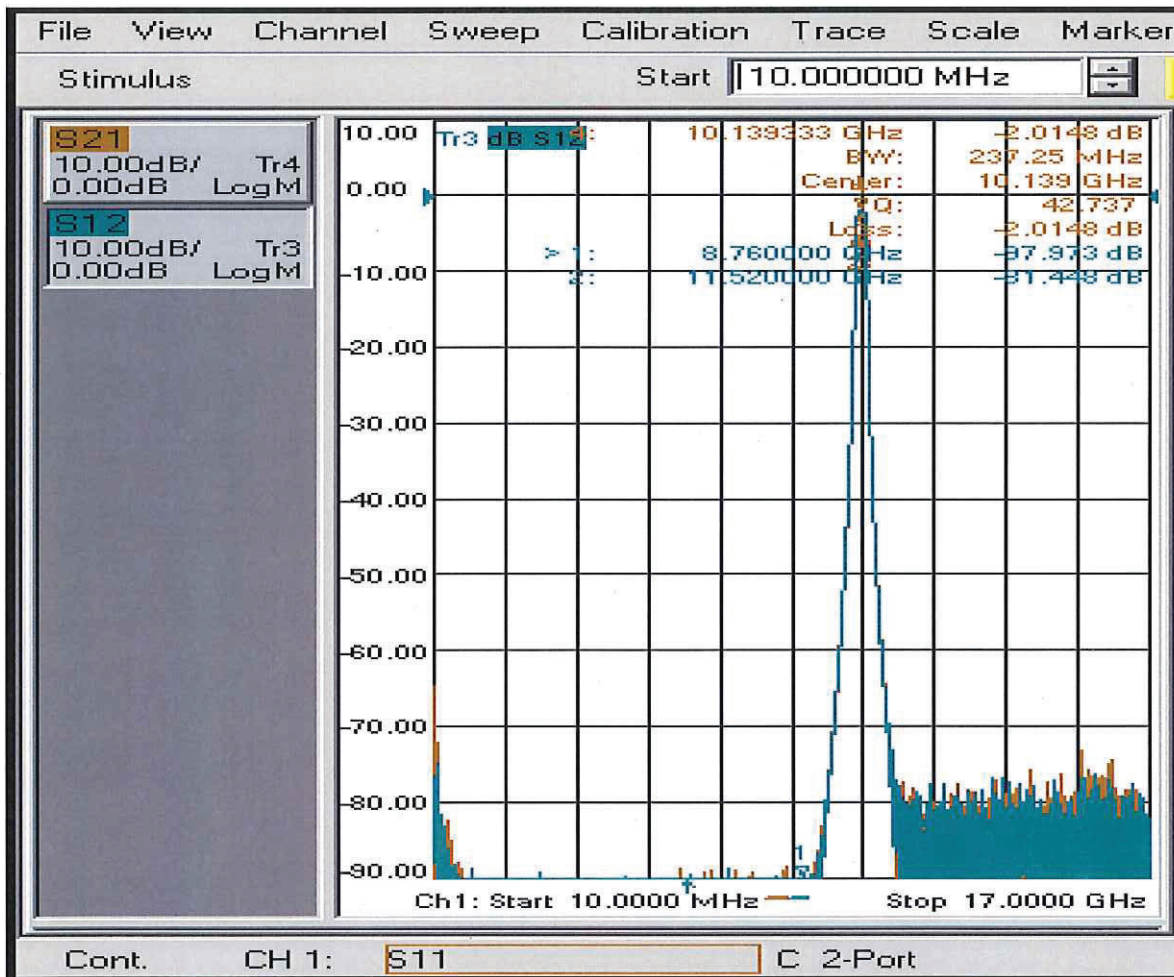




**SUMMARY TEST DATA
ON
5CL10D14G-180-CD-SFF**

PL25391/1915

Wide-Band Response





**SUMMARY TEST DATA
ON
5CL10D14G-180-CD-SFF**

PL25391/1915

Pass-Band Phase

