



**SUMMARY TEST DATA
ON
P4T-0R1G20G-80-T-SFF**

PL25418/1916

Customer: _____ Tested By: L. McGraw
 SO No: _____ Temperature: +25°C
 Model No: P4T-0R1G20G-80-T-SFF Date: 04/17/19
 Serial No: PL25418/1916 Drawing No: 27635908 Rev: A1

TEST. ITEM NO	PARAMETERS	SPECIFIED VALUE	TEST RESULTS	QA QC
1	Frequency Range:	0.1 GHz – 20.0 GHz	0.1 GHz – 20.0 GHz (See Plots)	PMI QA1
2	Insertion Loss:	5.0dB Max	4.29dB (See Plots)	
3	Isolation:	80dB Min	88dB (See Plots)	
4	VSWR: (ON/OFF)	2.0:1 Max.	Input:1.9:1 Output:1.9:1 (See Plots)	
5	Switching Speed:	300 ns (10% - 90% RF)	Pass (See Typical Characteristics)	
6	Control Logic:	TTL Logic "0" = ON, "1" = OFF	PASS	
7	Survival Power:	+30 dBm (1 Watt)	Pass (See Typical Characteristics)	
8	Operating Power:	+20 dBm Max	Pass (See Typical Characteristics)	
9	RF Phase Tracking:	2 Degree per Degree Celsius	Pass (See Typical Characteristics)	
10	DC Supply:	+5VDC @ 200 mA Max -12VDC @ 100 mA Max	+5VDC @ 110mA -12VDC @ 45mA	

QA/QC Approval: *[Signature]* PMI QA1 Date: 4/18/19

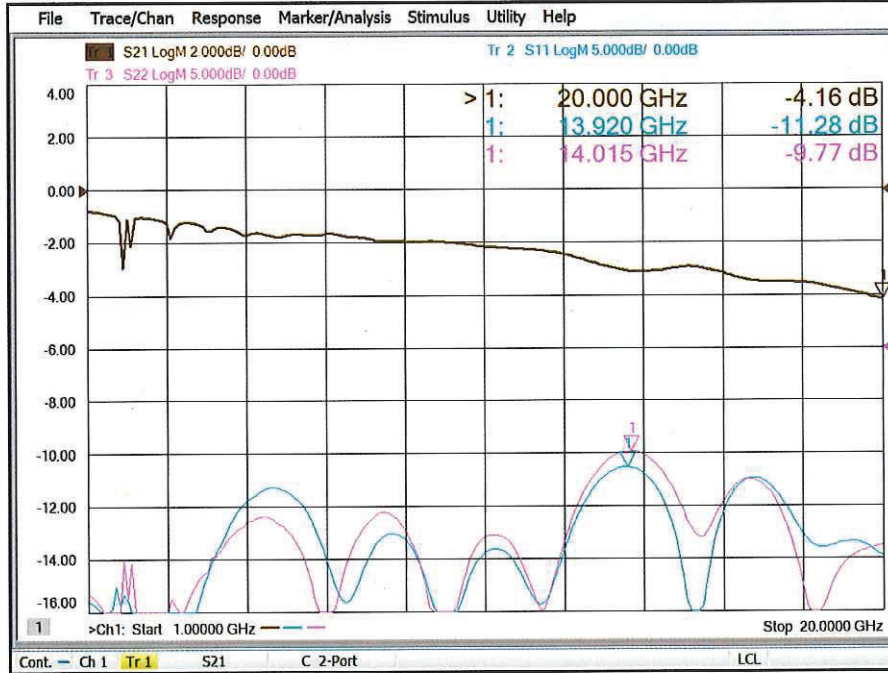
7311-F Grove Road Frederick, MD 21704 USA Phone: (301)662-5019 Fax: (301)662-1731
 Email: sales@pmi-rf.com



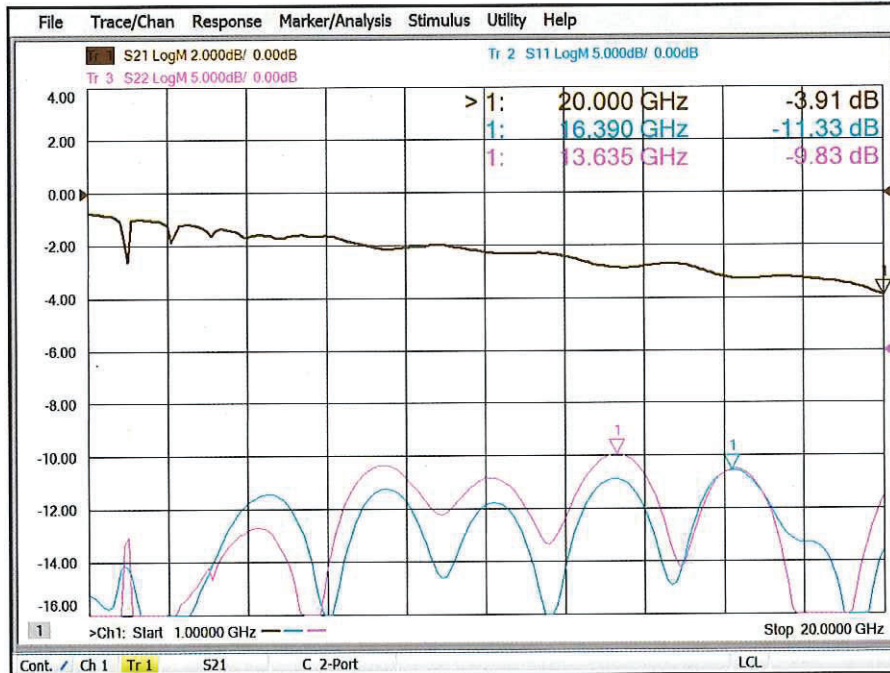
**SUMMARY TEST DATA
ON
P4T-0R1G20G-80-T-SFF**

PL25418/1916

(J1-J2) Insertion Loss and VSWR



(J1-J3) Insertion Loss and VSWR

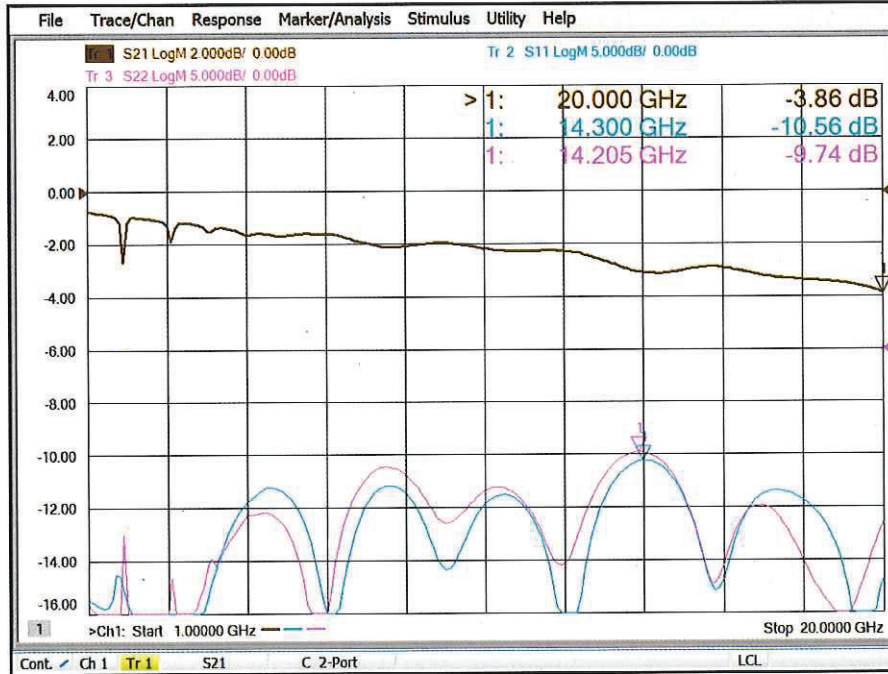




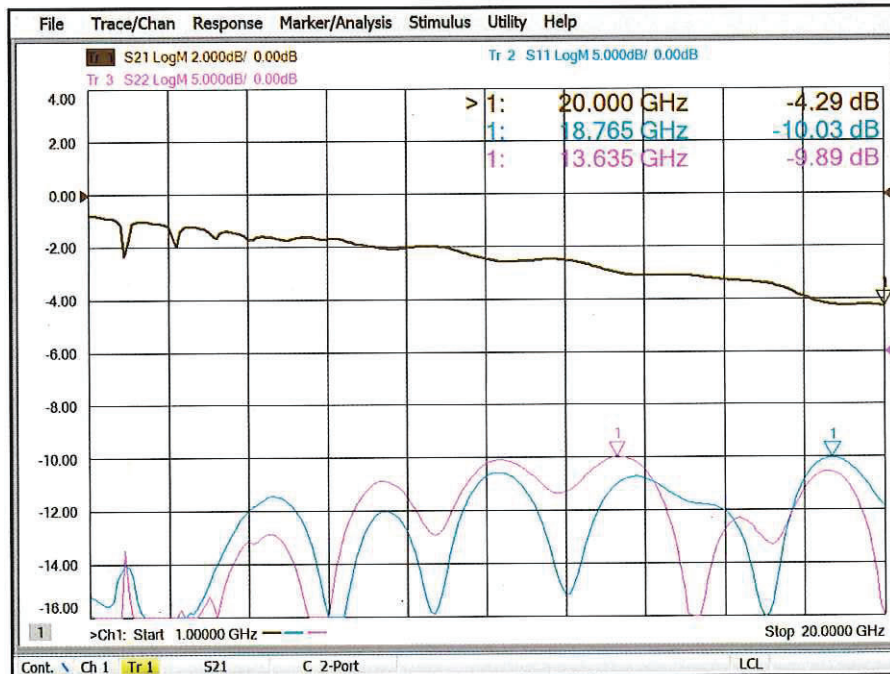
**SUMMARY TEST DATA
ON
P4T-0R1G20G-80-T-SFF**

PL25418/1916

(J1-J4) Insertion Loss and VSWR



(J1-J5) Insertion Loss and VSWR

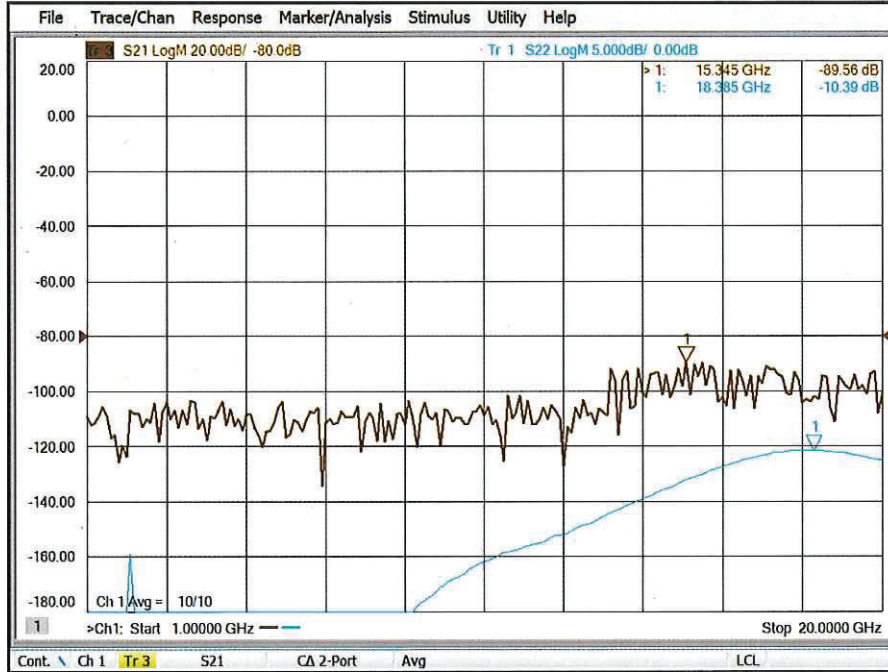




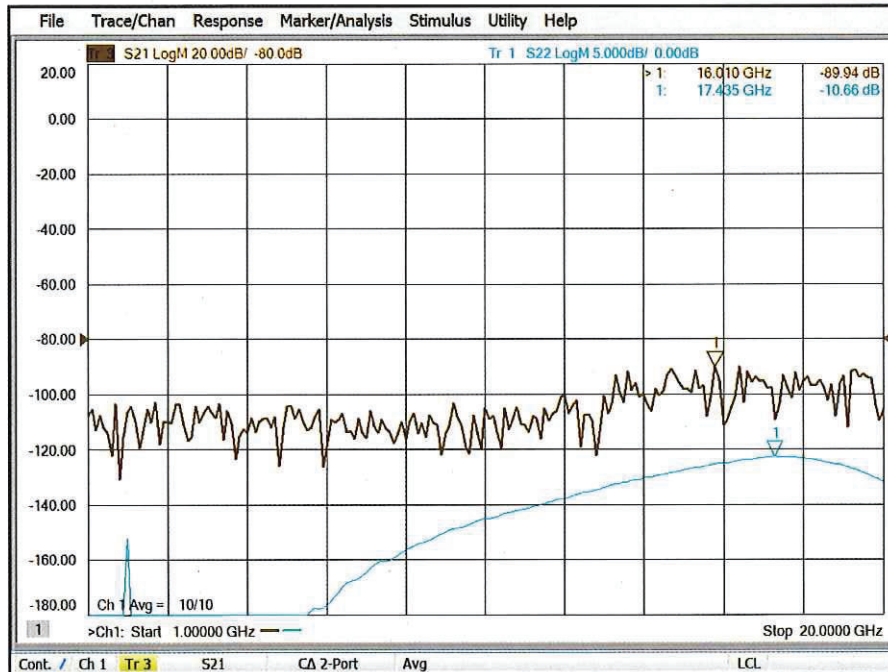
**SUMMARY TEST DATA
ON
P4T-0R1G20G-80-T-SFF**

PL25418/1916

(J1 – J2) Isolation and Termination VSWR



(J1 – J3) Isolation and Termination VSWR

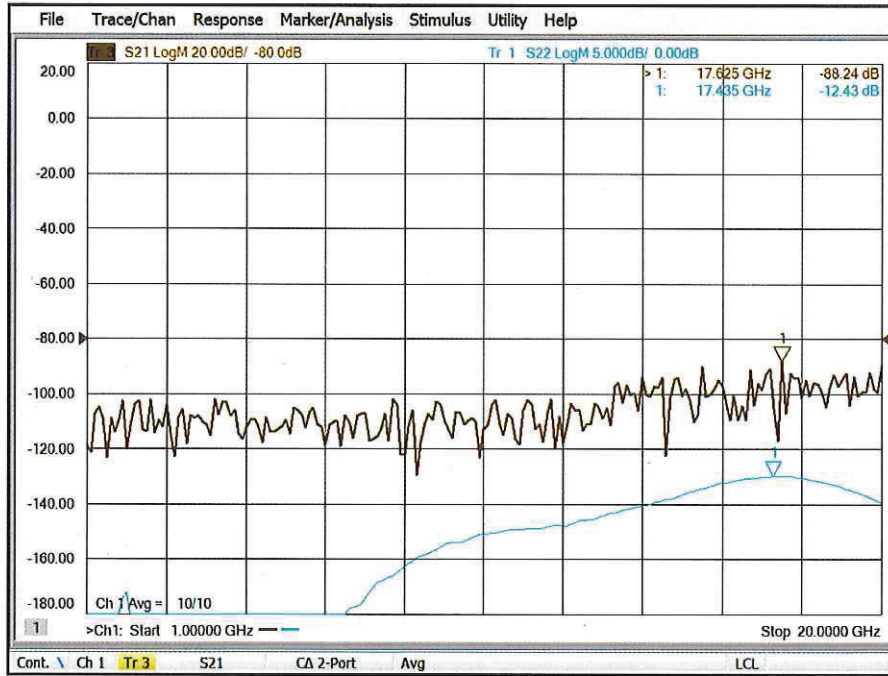




**SUMMARY TEST DATA
ON
P4T-0R1G20G-80-T-SFF**

PL25418/1916

(J1 – J4) Isolation and Termination VSWR



(J1 – J5) Isolation and Termination VSWR

