



## SUMMARY TEST DATA ON DTA-6380M7440M-60-9BDIFF-SFF

CUSTOMER: \_\_\_\_\_  
 SO: \_\_\_\_\_  
 MODEL NO: DTA-6380M7440M-60-9BDIFF-SFF  
 SERIAL NO: PL56920/2550

TESTED BY: K. Mansfield  
 TEMPERATURE: +25°C  
 DATE: 12/10/2025  
 DRAWING NO: 27624623      REV: A1

TEST ITEM NO:	PARAMETERS	SPECIFIED VALUE	MEASURED VALUE	REMARKS QA/QC
1	Frequency Range	6380 MHz to 7440 MHz	6380 MHz to 7440 MHz	PMI QA5           PMI QA5
2	Insertion Loss	6.5 dB MAXIMUM	1.8 dB See Plot	
3	VSWR	1.5:1 MAXIMUM	1.41:1 See Plot	
4	Power Rating	+22 dBm CW MAXIMUM	See Typical Characteristics	
5	Attenuation Range	50 dB MINIMUM	63.1 dB See Plot	
6	Attenuation Flatness <sup>1</sup>	0.1 dB MAXIMUM	0.059 dB See Plot	
7	Switching Time <sup>2</sup>	0.8 μs MAXIMUM WITHIN 1.0 dB OF FINAL VALUE	See Typical Characteristics	
8	LSB <sup>3</sup>	0.25 dB	0.2 dB See Plot	
9	Power Dissipation	3 W MAXIMUM	1.3 W	
10	DC Supply	+5 VDC @ 500 mA MAXIMUM +15 VDC @ 150 mA MAXIMUM	+5 VDC @ 147 mA +15 VDC @ 35 mA	

<sup>1</sup>Over any 33.125 MHz band within operating frequency

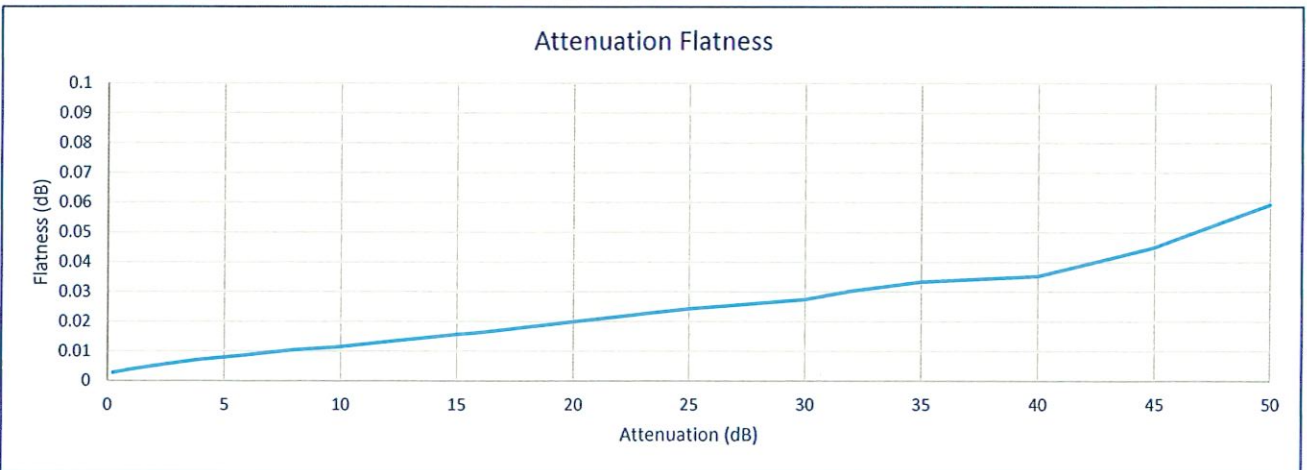
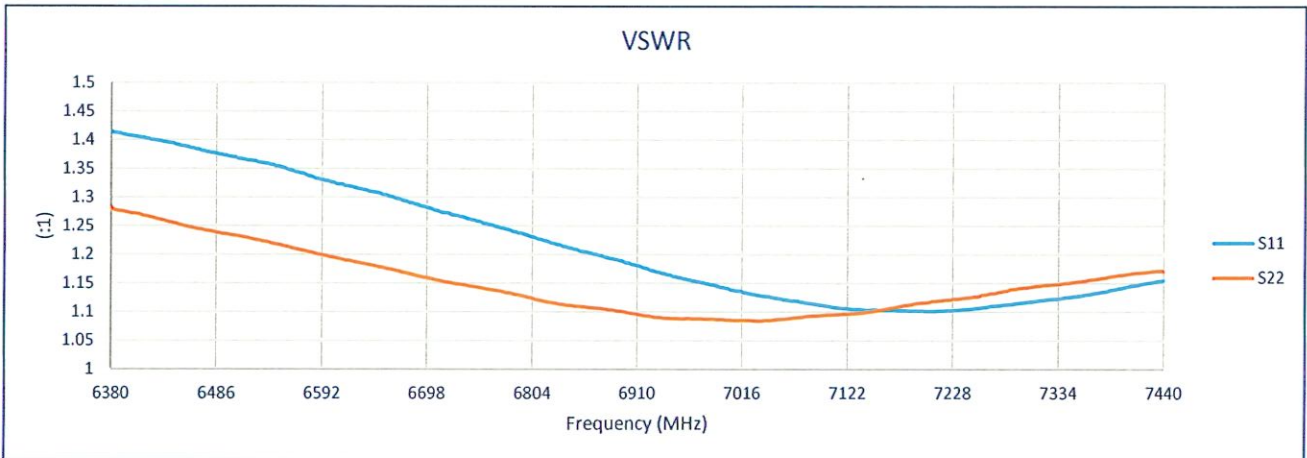
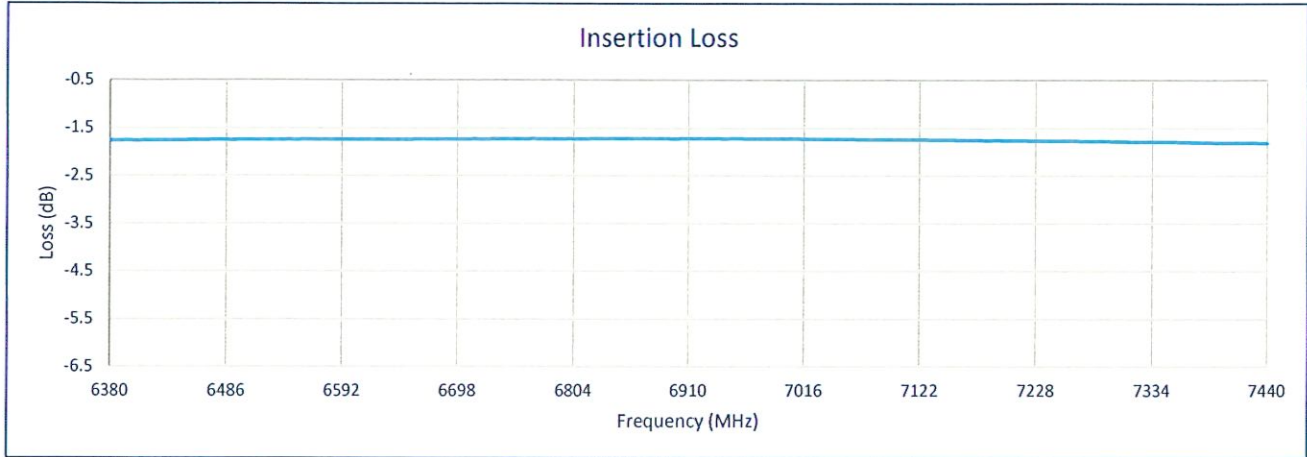
<sup>2</sup>Max switching rate of "Control 0" input of 20 kHz

<sup>3</sup>Increase or decrease of one LSB shall result in attenuation change of 0.25 dB ±0.2 dB

QA/QC Approval: *Jordanley*

Date: 1-21-26

**SUMMARY TEST DATA  
ON  
DTA-6380M7440M-60-9BDIFF-SFF**



**SUMMARY TEST DATA  
 ON  
 DTA-6380M7440M-60-9BDIFF-SFF**

