



SUMMARY TEST DATA ON DTA-6380M7440M-60-9BDIFF-SFF

CUSTOMER: _____
 SO: _____
 MODEL NO: DTA-6380M7440M-60-9BDIFF-SFF
 SERIAL NO: PL56926/2550

TESTED BY: K. Mansfield
 TEMPERATURE: +25°C
 DATE: 12/10/2025
 DRAWING NO: 27624623 REV: A1

TEST ITEM NO:	PARAMETERS	SPECIFIED VALUE	MEASURED VALUE	REMARKS QA/QC	
1	Frequency Range	6380 MHz to 7440 MHz	6380 MHz to 7440 MHz	PMI QA5	
2	Insertion Loss	6.5 dB MAXIMUM	1.9 dB See Plot	PMI QA5	
3	VSWR	1.5:1 MAXIMUM	1.33:1 See Plot		
4	Power Rating	+22 dBm CW MAXIMUM	See Typical Characteristics		
5	Attenuation Range	50 dB MINIMUM	62.4 dB See Plot		
6	Attenuation Flatness ¹	0.1 dB MAXIMUM	0.054 dB See Plot		
7	Switching Time ²	0.8 μs MAXIMUM WITHIN 1.0 dB OF FINAL VALUE	See Typical Characteristics		
8	LSB ³	0.25 dB	0.22 dB See Plot		
9	Power Dissipation	3 W MAXIMUM	1.2 W		
10	DC Supply	+5 VDC @ 500 mA MAXIMUM +15 VDC @ 150 mA MAXIMUM	+5 VDC @ 147 mA +15 VDC @ 33 mA		PMI QA5

¹Over any 33.125 MHz band within operating frequency

²Max switching rate of "Control 0" input of 20 kHz

³Increase or decrease of one LSB shall result in attenuation change of 0.25 dB ±0.2 dB

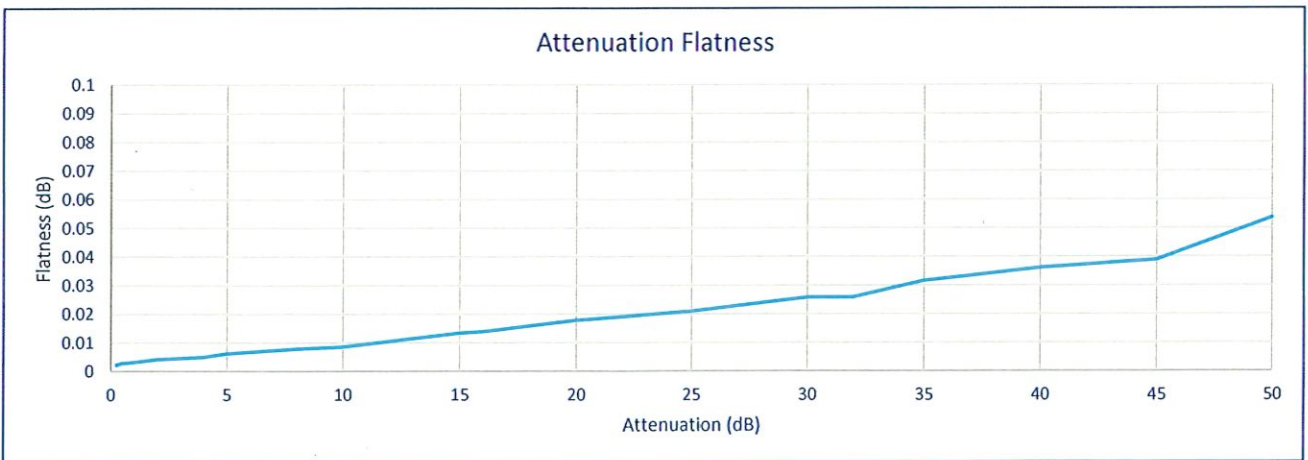
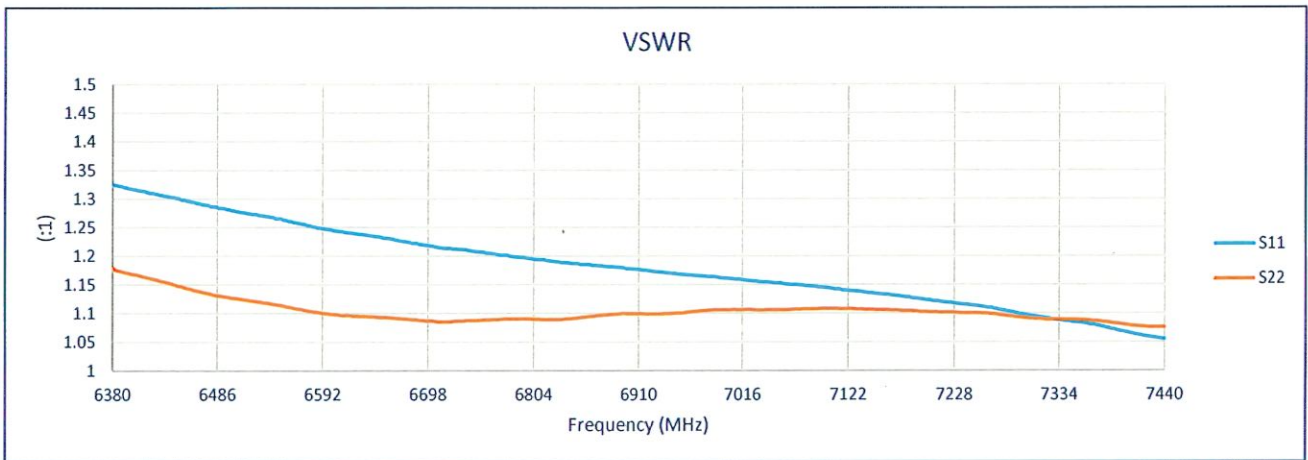
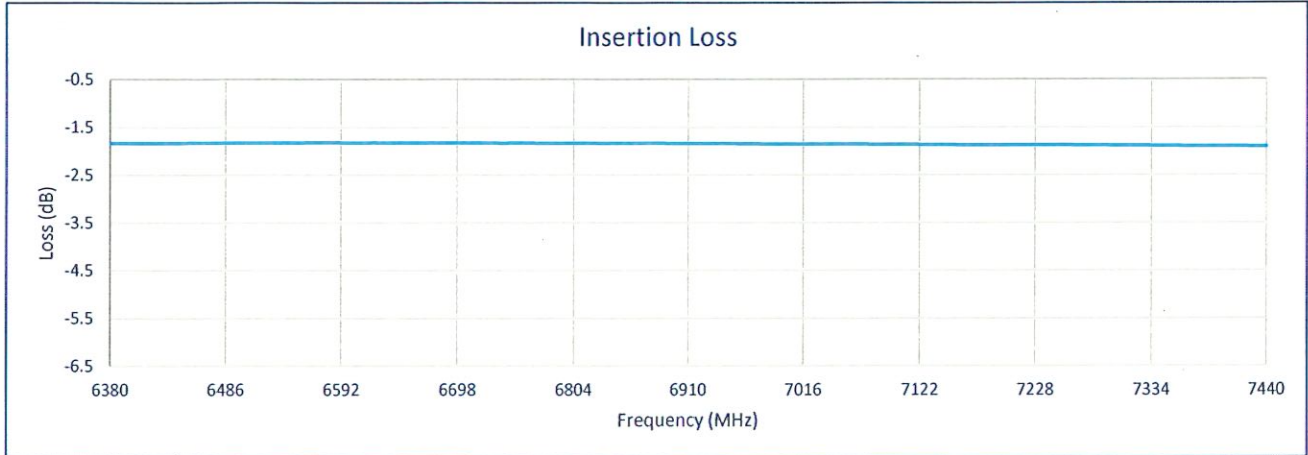
QA/QC Approval: _____

Jordan Meyer

Date: _____

1-21-26

**SUMMARY TEST DATA
ON
DTA-6380M7440M-60-9BDIFF-SFF**



**SUMMARY TEST DATA
ON
DTA-6380M7440M-60-9BDIFF-SFF**

