

SUMMARY TEST DATA ON PA-218-25G-6NF-34PS-24V-SFF

Customer: _____
 SO No: _____
 Model No: PA-218-25G-6NF-34PS-24V-SFF
 Serial No: PL57423/2603

Tested By: A. Mousavi
 Temperature: +25° C
 Date: 1/15/2025
 Drawing No: 27641120 Rev: A1

TEST ITEM NO.	PARAMETERS	SPECIFIED VALUE	Test Results	QA QC
			+25°C	
1	Frequency Range:	2 TO 18 GHz	2 TO 18 GHz	PMI QA2
2	Gain:	25 dB TYP 20 dB MIN 28 dB MAX	27.48 dB Max.	
			22.36 dB Min.	
			See Graphs	
3	Gain Flatness:	±2.6 dB Max.	2.56 dB (±)	
			See Graph	
4	Noise Figure:	5 dB TYP 8.5 dB MAX	8.09 dB See Graph	
5	OP1dB:	30 dB TYP	26.74 dB See Graph	
6	Psat:	34 dBm TYP	33.35 dBm See Graph	
7	VSWR Input	2.0:1 Max.	1.8 :1 See Graph	
8	VSWR Output:	2.5:1 Max. (2 to 5 GHz) 2.0:1 Max (5 to 18 GHz)	2.47 :1	
			1.98 :1	
			See Graph	
9	Input power:	27 dBm MAX	Pass See Typical Characteristics	
10	Power Amp Control (Enable):	"1" = +3V ON "0" = 0V OFF	Pass	
11	DC Supply:	+24 VDC AT 440 mA (I-q) AND 700 mA (I-Psat) TYP	+24 VDC AT 430 mA (I-q) AND 732 mA (I-Psat)	PMI QA2

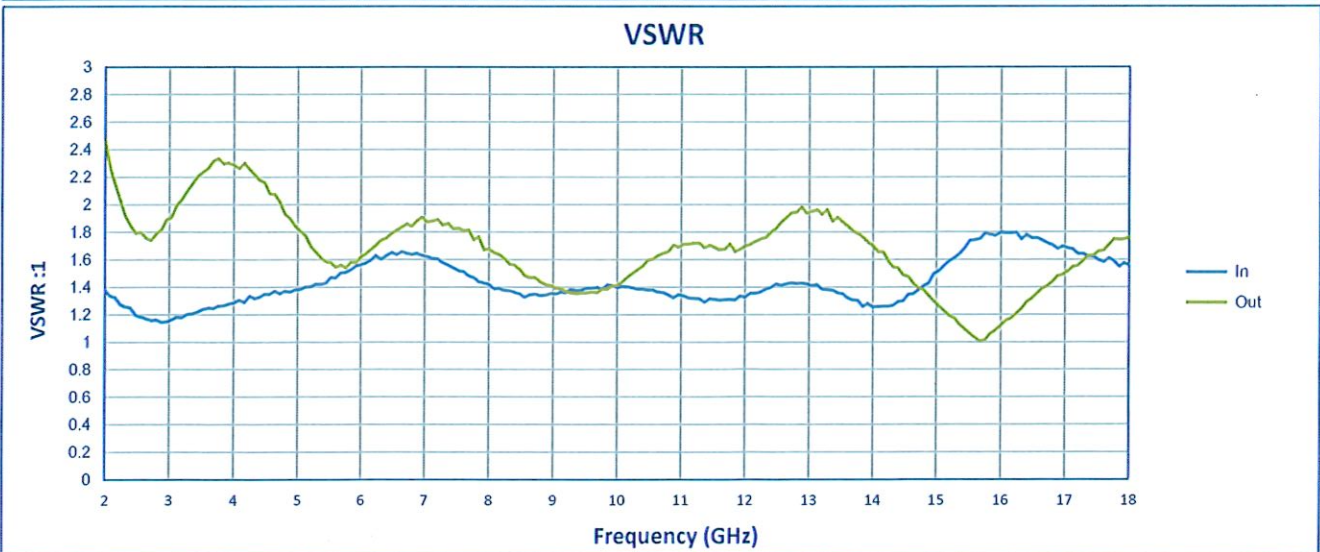
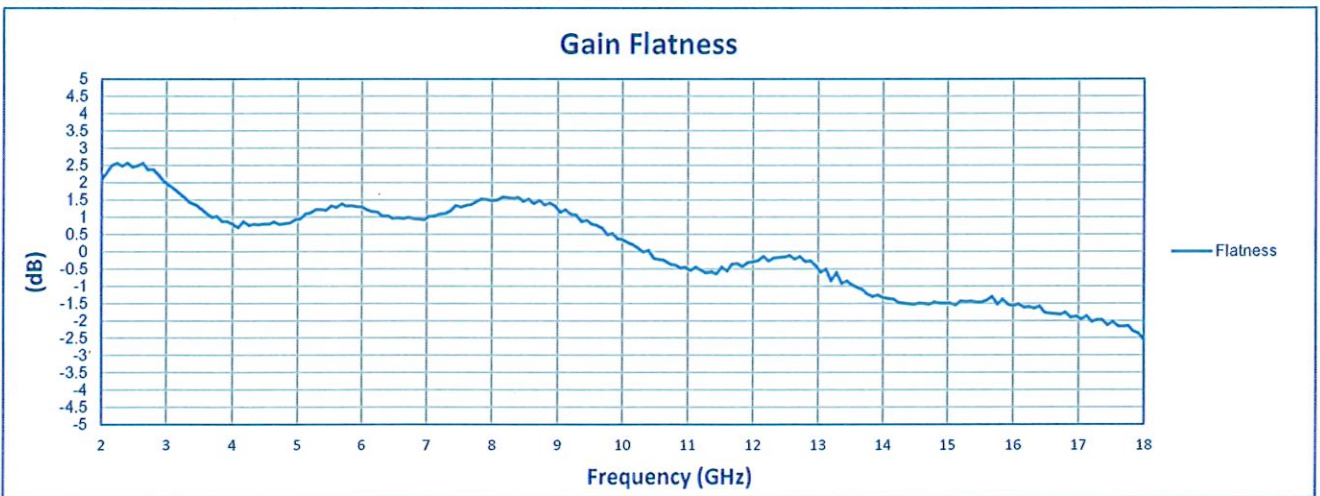
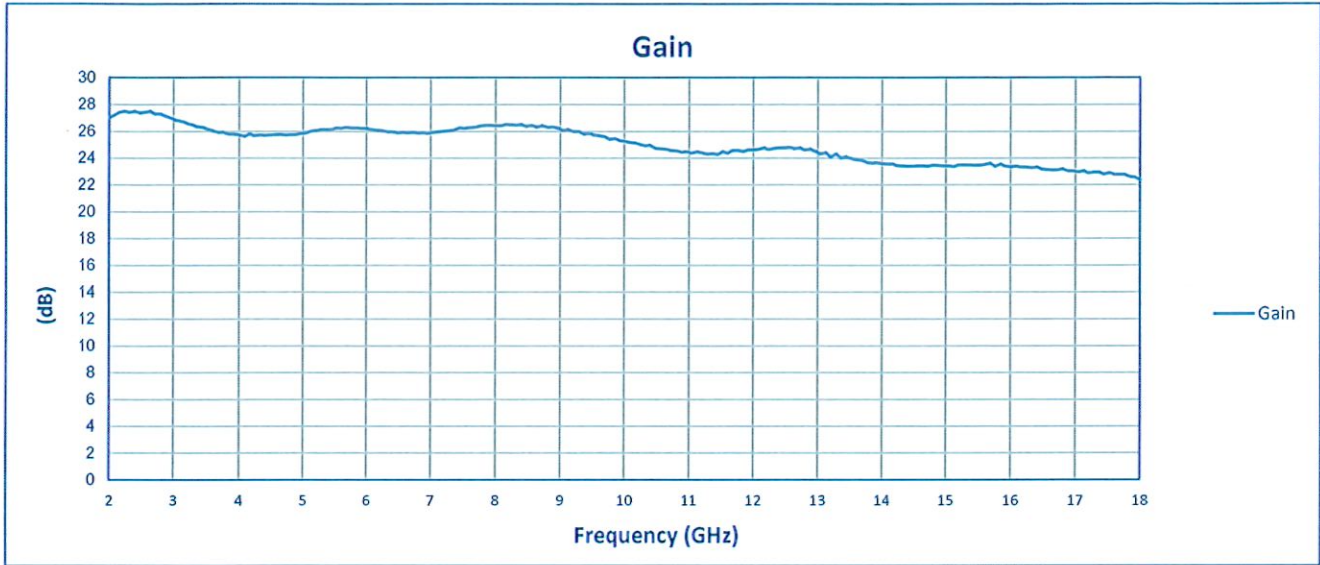
QA/QC Approval: 

PMI
QA2

Date: 1/16/2025

7309-A Grove Road Frederick, MD 21704 USA Phone: (301)662-5019 Fax: (301)662-1731
 Email: sales@pmi-rf.com

SUMMARY TEST DATA ON PA-218-25G-6NF-34PS-24V-SFF



SUMMARY TEST DATA ON PA-218-25G-6NF-34PS-24V-SFF

