



Features and Benefits

Frequency range: 26-52MHz
Supply voltage: 1.8V/2.5V/3.3V
Steady current: 1.5-1.7mA Max
Output waveform: Clipped Sinewave
Frequency stability vs. operating temperature: ± 2.0 ppm
Aging: ± 1.0 ppm per year
Phase noise@1KHz: -135dBc/Hz
Operating temperature: -30°C to +85°C
Size: 1.65x1.25x0.6mm

Typical Applications

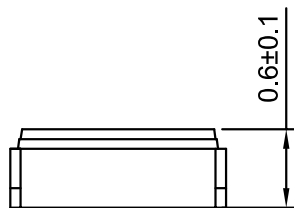
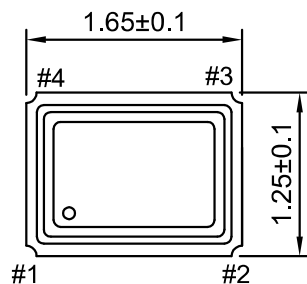
Indoor Positioning System

Description

TCXO1612AT offers wide temperature operation from -30°C to +85°C with outstanding frequency stability and low phase noise performance.

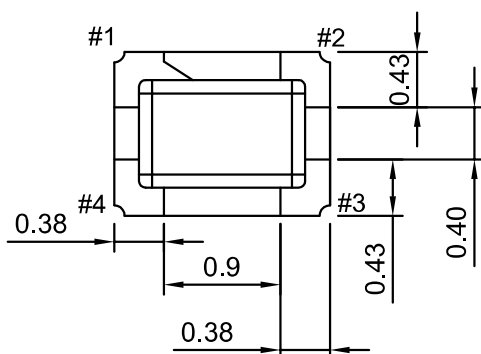
Mechanical Drawing & Pin Connections

Drawing No: MD220040-1

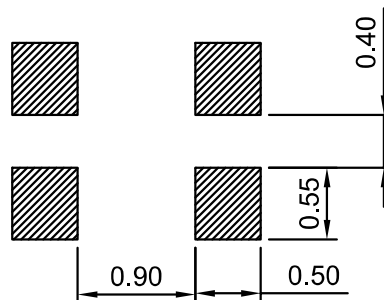


PIN	Function
#1	TCXO: GND VC-TCXO: Vcontrol
#2	GND
#3	Output
#4	Vcc

Unit in mm
1mm = 0.0394 inches



Soldering Pattern





Specifications

Oscillator Specification	Sym	Condition	Value			Unit	Note
			Min.	Typ.	Max.		
Operational Frequency	F _{nom}		26		52	MHz	
RF Output							
Signal Waveform			Clipped sinewave				
Output Level			0.8			Vp-p	
Output Load			10Kohm//10pF				
Power Supply							
Supply Voltage	Vcc		1.8, 2.5, 3.3			V	
Current Consumption		26MHz-29.99MHz			1.5	mA	
		30MHz-52.00MHz			1.7	mA	
Frequency Adjustment Range							
Absolute Pulling Range (APR)		Vcc=1.8V	±8		±13	ppm	
		Vcc=2.5V or 3.3V	±9		±15	ppm	
Control Voltage	V _c	Vcc=1.8V	0.1		1.7	V	
		Vcc=2.5V or 3.3V	0.5Vcc ± 1V			V	
Frequency Stability							
Frequency stability vs. temperature					±2.0	ppm	
Frequency stability vs. voltage change					±0.2	ppm	
Frequency stability vs. load change					±0.2	ppm	
Frequency Tolerance		at 25°C			±1.5	ppm	
Aging 1 st Year					±1.0	ppm	
Phase Noise		1kHz		-135		dBc	
Environmental,Mechanical Conditions							
Operating temperature range	-30°C to +85°C						
Storage temperature range	-40°C to +85°C						