



Dynamic Engineers Inc.

2550 Gray Falls Dr., Suite#128, Houston, TX, 77077 USA
TEL: 1-281-870-8822 EMAIL: Sales@DynamicEng.com

H7 LC8888 @ 1 A < n! m

UHF Temperature Compensated Crystal SMD
Oscillator

Features and Benefits

UHF temperature compensated crystal SMD oscillator
Up to ± 0.5 ppm stability over operating temperature
500 to 2500 MHz frequency range
Phase noise up to -115 dBc/Hz @ 10 kHz

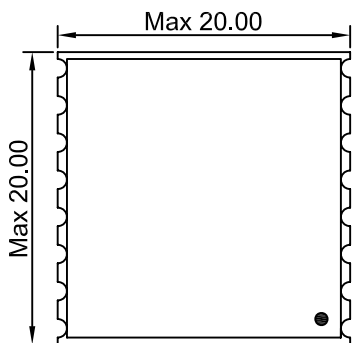
Typical Applications

Mobile Radio
Communication Equipment

Mechanical Drawing & Pin Connections


Drawing No: MD160085-1

Top View

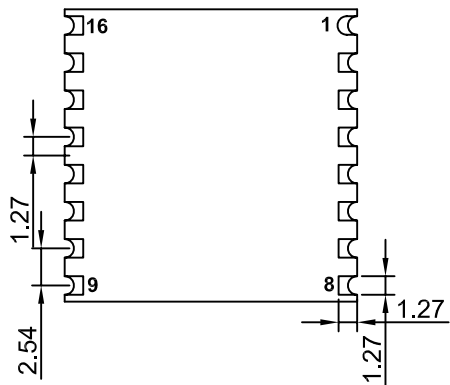


Pin Connection:

Pin#	Symbol	Function
1	Vc	Control voltage(EFC)
4	LD	Lock detect
5	NC	No connection
16	RF OUTPUT	RF output
2,7,9,13	Vs	Supply voltage
Others	GND	Ground, case



Bottom View



Unit : mm
1mm=0.039inch



Dynamic Engineers Inc.

2550 Gray Falls Dr., Suite#128, Houston, TX, 77077 USA
TEL: 1-281-870-8822 EMAIL: Sales@DynamicEng.com

H7 LC8888 @ A < n m n

UHF Temperature Compensated Crystal SMD
Oscillator

Specifications

Oscillator Specification	Sym	Condition	Value			Unit	Note
			Min.	Typ.	Max.		
Frequency Range	F ₀		500		2500	MHz	
RF Output							
Output Wave Form			Sine wave				
Load	R _L	±5%	50			Ω	
Output Level			+7			dBm	
Harmonics					-30	dBc	
Spurious					-80	dBc	
PLL Products					-60	dBc	
Phase Noise @ 1000 MHz (Please consult DEI for phase noise of other frequencies)		@ 1 kHz @ 10 kHz			-105 -115	dBc/Hz	
Power Supply							
Voltage	V _S		4.75	5.00	5.25	V	3.3V available
Current Consumption				70	100	mA	
Lock Detect Output LD (Internal PLL with TCXO reference)		Out of lock Locked	3.5	0 5	1.5	V V	
Frequency Adjustment Range							
Electronic Frequency Control (EFC)			±5			ppm	
EFC Voltage	V _C		0.5	2.5	4.5	V	
EFC Slope (Δf/ΔV _C)			positive				
EFC Input Impedance			100			kΩ	
Frequency Stability							
VS. Tolerance @ +25°C					±1.0	ppm	
VS. over operating temperature range			±0.5		±3.0	ppm	Please refer to Options Tables
VS ±5% change in supply voltage	V _S				±0.2	ppm	Pushing
Long Term Aging Per year				±1.0	±2.0	ppm	
Environmental Conditions							
Parameter	Reference Std.						
Operating temperature range	-40°C to +85°C or -20°C to +70°C						
Storage temperature	-55°C to +105°C						
Enclosure (L x W x H)	20.0 x 20.0 x 8.0 max. (mm)						
Weight	20 g						
Packing	Palette						

Note: Terminology and test conditions are according to IEC60679-1 and MIL-PRF-55310, unless otherwise stated

Absolute Maximum Ratings

Parameter	Sym.	Condition	Min.	Max.	Unit
Supply Voltage	V _S	V _S to GND	-0.5	V _S + 10%	V
Control Voltage	V _C	V _C to GND	-0.5	+7	V
Storage Temperature			-55	105	°C



Dynamic Engineers Inc.

2550 Gray Falls Dr., Suite#128, Houston, TX, 77077 USA
TEL: 1-281-870-8822 EMAIL: Sales@DynamicEng.com

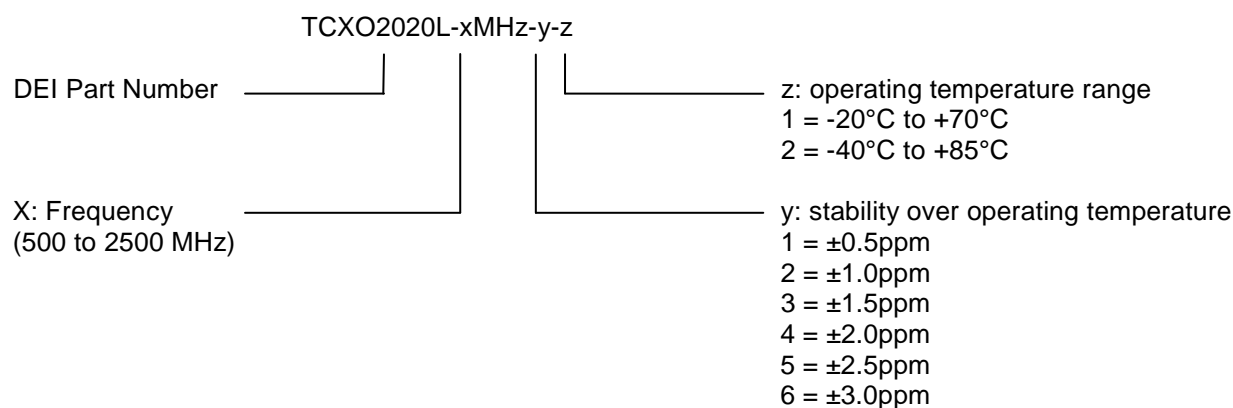
H7 LC8888@! A<n!m

UHF Temperature Compensated Crystal SMD
Oscillator

Handling and Test

Parameter	Procedure		Condition
Electrostatic Discharge (ESD)			
THD Devices	IEC60749-26	HBM	2000V
SMD Devices	IEC60749-27	MM	200V
Washable	No		
ROHS-Compliant	Yes		

Ordering Code



Example

TCXO2020L-1000MHz-1-1

Frequency = 1000 MHz

Stability Over Operating Temperature Range = ±0.5ppm

Temperature Range = -20°C to +70°C



Dynamic Engineers Inc.

2550 Gray Falls Dr., Suite#128, Houston, TX, 77077 USA
TEL: 1-281-870-8822 EMAIL: Sales@DynamicEng.com

H7 LC8\$8\$@! A<n!n

UHF Temperature Compensated Crystal SMD
Oscillator

Environmental Conditions

Test	IEC 60068 Part	IEC 60679-1 Clause	MIL- STD- 202G Method	MIL- STD- 810F Method	MIL- PRF- 55310D Clause	Test Conditions (IEC)
Sealing Tests (if applicable)	2-17	5.6.2	112E		3.6.1.2	Gross leak; Test Qc, Fine leak; Test Qk
Solderability Resistance to soldering heat	2-20 2-58	5.6.3	208H 210F		3.6.52 3.6.48	Test Ta Method 1 Test Td, Method 2 Test Td, Method 2
Shock*	2-27	5.6.8	213B	516.4	3.6.40	Test Ea, 2 x per axes 100g 6ms half-sine pulse
Vibration, sinusoidal*	2-6	5.6.7.1	201A 204D	516.4-4	3.6.38.1 3.6.38.2	Test FC, 30 min per axes
Vibraton random*	2-64	5.6.7.3	214A	514.5	3.6.38.3 3.6.38.4	Test Fdb
Endurance tests - Aging - Extended aging		5.7.1 5.7.2	108A		4.8.35	30 days @ 85°C, OCXO @ 25°C 1000h, 2000h, 8000h @ 85°C

Other environmental conditions information available upon request.