



Dynamic Engineers Inc.

2550 Gray Falls Dr., Suite#128, Houston, TX, 77077
TEL: 1-281-870-8822 EMAIL: Sales@DynamicEng.com

VCXO7500BM-122.88MHz-A-V

7.0x5.0mm SMD 122.88 MHz VCXO

Features and Benefits

Typical 7.0 x 5.0 x 1.45 mm 6 pads ceramic SMD package.
Tight symmetry (45 to 55%) available.
Output frequency up to 122.88MHz.
Tri-state enable/disable

Typical Applications

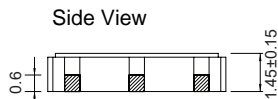
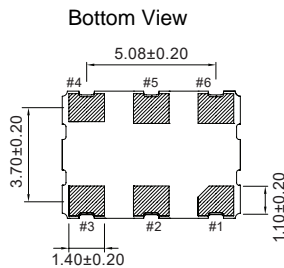
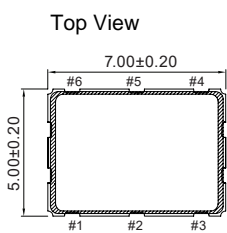
Set-top Box, HDTV
WiMAX/WLAN
XDSL/ VoIP
Cable modem

Description

VCXO7500BM-122.88MHz-A-V offers low phase noise, all in a compact package to suit the different communication needs.

Mechanical Drawing & Pin Connections

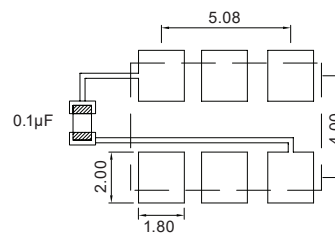
Drawing No: MD200028-1



Pin#	Function
1	Control Voltage
2	Tri-State/NC
3	GND
4	Output
5	Comp. Output
6	VDD

Unit in mm
1mm = 0.0394 inches

Solder PAD Layout



To ensure optimal oscillator performance, place a by-pass capacitor of 0.1µF as close to the part as possible between Vdd and GND pads.



Specifications

Oscillator Specification	Sym	Condition	Value			Unit	Note
			Min.	Typ.	Max.		
Operational Frequency	F_{nom}			122.88		MHz	
RF Output							
Signal Waveform			CMOS				
H-Level Voltage	V_H		2.97			V	
L- Level Voltage	V_L				0.33	V	
Transition time		Rise/Fall time			2	ns	
Power Supply							
Tri-State (Input to Pin 2)		Enable (High voltage or floating)	2.31			V	
		Disable (Low voltage or GND)			0.99	V	
Supply Voltage	V_{dd}	$\pm 5\%$		3.3		V	
Start-up Time					2	ms	
Current Consumption					40	mA	
Input Impedance			1000			koh m	
Frequency Adjustment Range							
Absolute Pulling Range (APR)			± 50			ppm	
Control voltage	V_c		0.3		3.0	V	
Linearity			10%				
Frequency Stability							
Frequency stability vs. temperature			-50		+50	ppm	
Aging 1 st Year		at 25°C	-3		+3	ppm	
Period Jitter (Pk-Pk)					150	pS	
RMS Phase Jitter (Integrated 12kHz~20MHz) (At Integer Mode)					1	pS	
Modulation Bandwidth (BW)			10			KHz	
SSB Phase noise		100Hz		-75		dBc	
		1kHz		-105		dBc	
		10kHz		-125		dBc	
Environmental, Mechanical Conditions							
Operating temperature range			-40°C to 85°C				
Storage temperature range			-55°C to +125°C				

Transition times are measured between 10% and 90% of Vdd, with an output load of 15pF