



**Features and Benefits**

Low phase noise (up to -166dBc/Hz @ 100 KHz offset)  
 Superb integrated phase jitter level up to 48fsec (femto-seconds)

**Typical Applications**

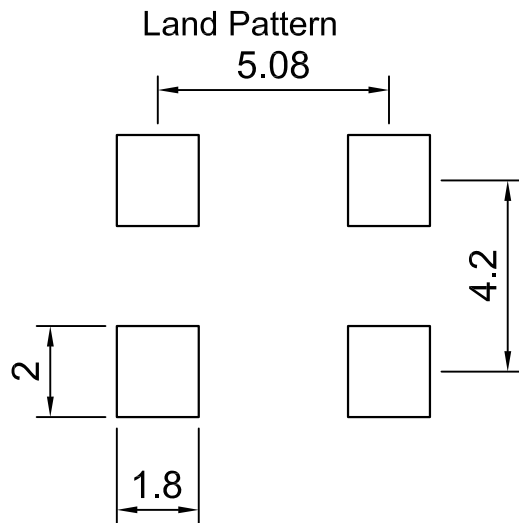
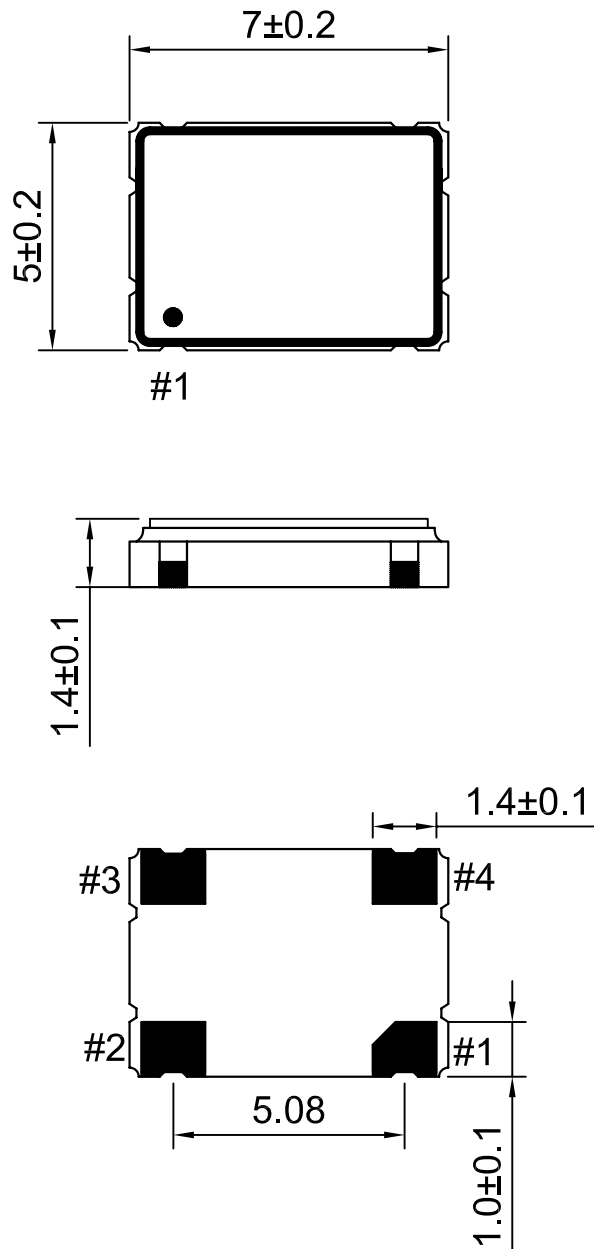
Digital-to-analog Converters (DAC's)  
 High quality digital audio systems

**Description**

YUI Í €ORUUF offers superb integrated phase jitter and low phase noise in a compact package suitable for high-quality digital audio systems that require extremely low jitter master clocks for high time-resolution (sample rates, conversion accuracy).

**Mechanical Drawing & Pin Connections**

**Drawing No: MD1) 00&+-'**



**Pin Connection**

Pin	Function
#1	Enable/Disable
#2	GND
#3	Output
#4	Supply Voltage

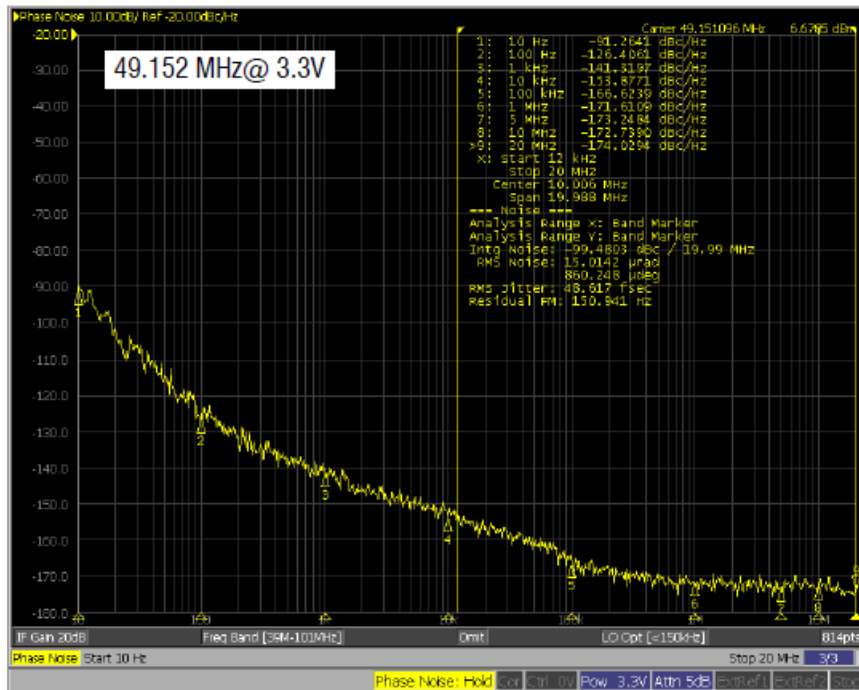
Unit in mm  
 1mm = 0.0394 inches

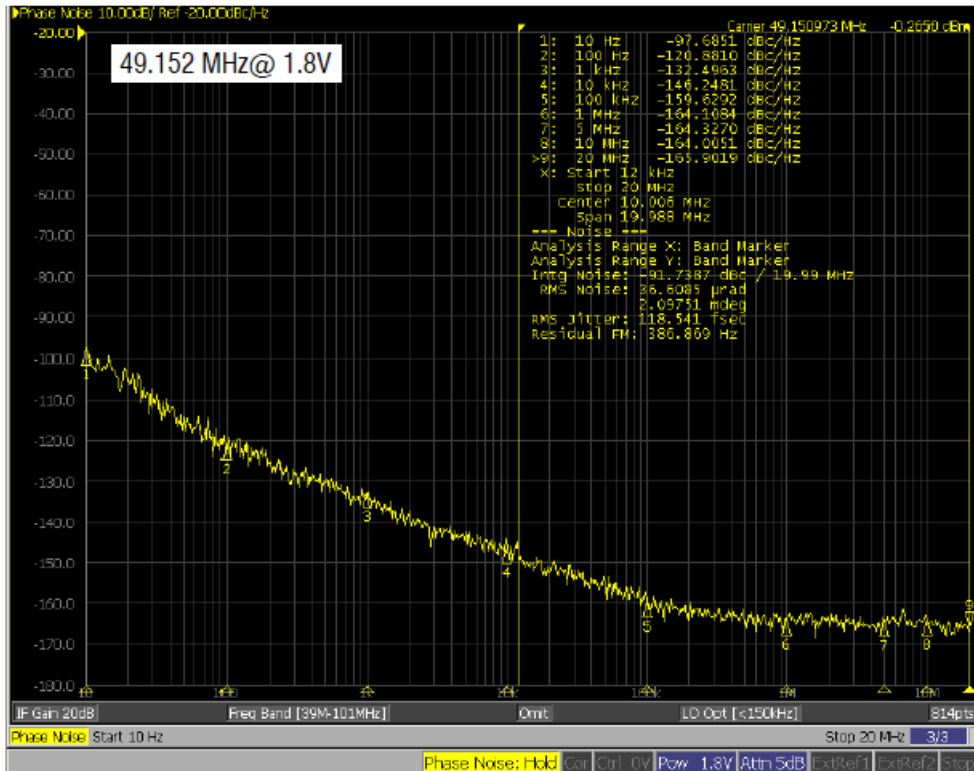




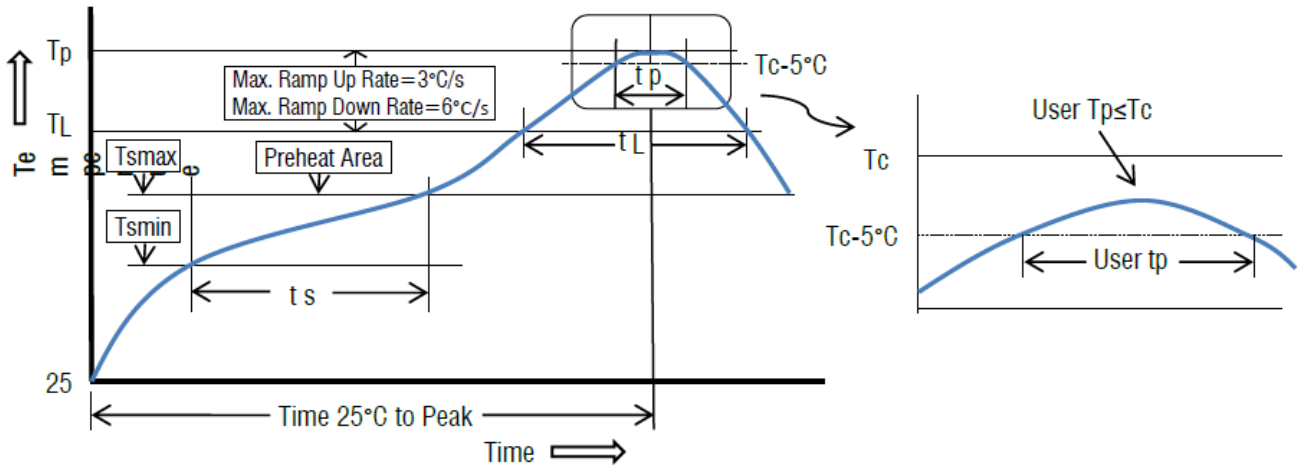
Phase Noise Plots and Phase Jitter Data (typical) +25°C

SSB Phase Noise Data (dBc / Hz) Phase Jitter (RMS, 12 KHz ~ 20 MHz)				
Frequency (MHz) Offset	49.152 MHz @ 1.8V	49.152 MHz @ 2.5V	49.152 MHz @ 3.3V	25.000 MHz @ 3.3V
100 Hz	-120 dBc / Hz	-125 dBc / Hz	-126 dBc / Hz	-115 dBc / Hz
1 KHz	-132 dBc / Hz	-140 dBc / Hz	-141 dBc / Hz	-141 dBc / Hz
10 KHz	-146 dBc / Hz	-149 dBc / Hz	-153 dBc / Hz	-156 dBc / Hz
100 KHz	-159 dBc / Hz	-164 dBc / Hz	-166 dBc / Hz	-169 dBc / Hz
1 MHz	-164 dBc / Hz	-165 dBc / Hz	-171 dBc / Hz	-171 dBc / Hz
5 MHz	-169 dBc / Hz	-164 dBc / Hz	-173 dBc / Hz	-171 dBc / Hz
10 MHz	-164 dBc / Hz	-168 dBc / Hz	-172 dBc / Hz	-171 dBc / Hz
20 MHz	-165 dBc / Hz	-171 dBc / Hz	-174 dBc / Hz	-171 dBc / Hz
Phase Jitter	118 fs	66 fs	48 fs	54 fs





Recommended Solder Reflow Profile (per IPC/JEDEC J-STD-020D.1)



Profile Feature	Sn-Pb Eutectic Assembly	Pb-free Assembly
Preheat / Soak		
- Temperature min. (Ts min.)	100°C	150°C
- Temperature max. (Ts max)	150°C	200°C
- Time (ts) (Ts min. to Ts max)	60 to 120 seconds	60 to 180 seconds
Ramp-up rate (TL to TP)	3°C / sec. max	
Liquidous Temperature (TL)	183°C	217°C
Time (tL) maintained above TL	60 to 150 seconds	
Peak package body temperature (TP)	235°C	260°C
Time (TP) within 5°C of the classification temperature TC	10 to 30 seconds	20 to 40 seconds
Ramp-down rate (TP to TL)	6°C / second max	
Time +25°C to peak temperature	6 minutes max	8 minutes max.

All temperatures refer to topside of the package, measured on the package body surface



### Ordering Options: Frequency Stability

Frequency Stability (w)	
Code	Stability [ppm]
1	±25
2	±50
3	±100

### Ordering Codes

Model	Frequency in MHz (up to 4 digits)	Operating Temperature vs Frequency Stability
XO7500AJSQ1	xx.yyyy	w

Example:XO7500AJSQ1-30.0000-2 has the following specifications

- Operating Frequency = 30.0000 MHz
- Operating Temperature = -40°C to +85°C
- Frequency Stability = ±50 ppm