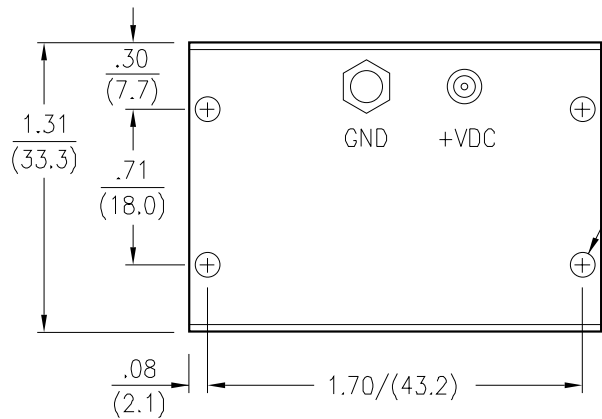
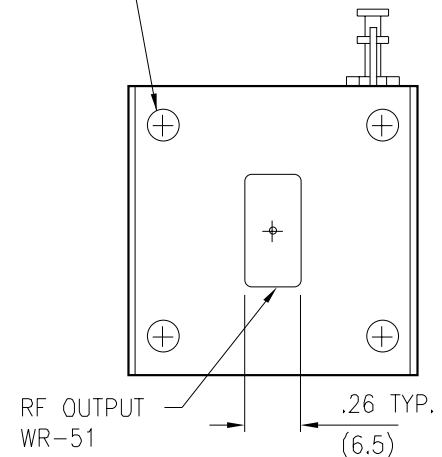
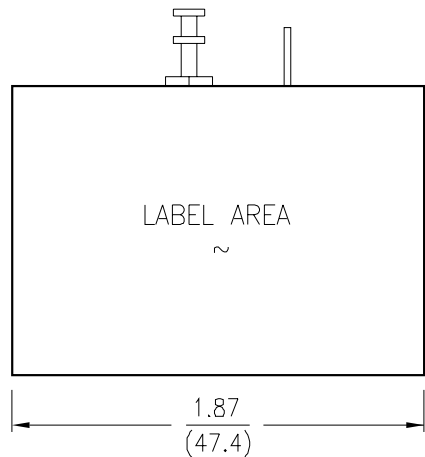
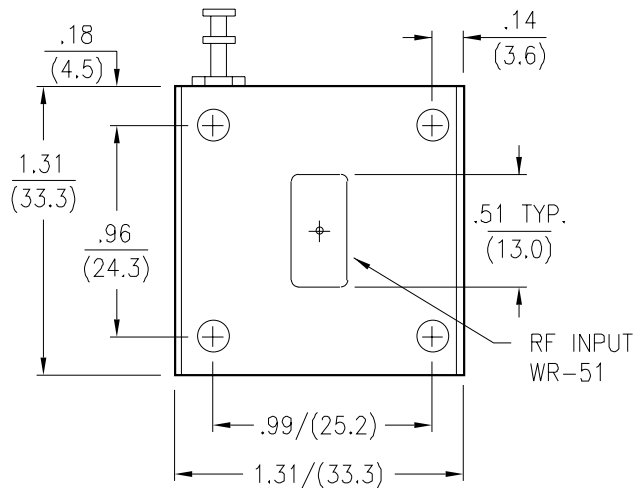


REVISIONS				
ZONE	REV.	DESCRIPTION	DATE	APPROVED



MOUNTING HOLES
6-32 x .250 Dp.
(4) Plcs.

Heli-Coil insert
#6 x .21/(5.3) Dp.
(8) Plcs. BOTH ENDS



THIS DRAWING IS PRELIMINARY UNLESS
IT HAS BEEN STAMPED "RELEASED".

NOTES:

1. Dimensions are in Inches/(mm.).
2. RF connectors are SMA female.
3. Finish: Electroless Nickel .0005/.0010 per MIL-C-26074B, all surfaces.

UNLESS OTHERWISE SPECIFIED DIMENSIONS ARE IN INCHES TOLERANCE ARE: FRACTIONS DECIMALS ANGLES ±1/32 XX±.010 ±1/2° XXX±.005	CONTRACT NO. ---		<i>Microwave Solutions Inc.</i> NATIONAL CITY CALIFORNIA					
	APPROVALS						DATES	
MATERIAL: ---	DRAWN: A. HALL		920116		OUTLINE DRAWING			
FINISH: ---	CHECK							
DO NOT SCALE DRAWING	REVISED: M. ROSAS		990520		SIZE A	FSCM NO. 65151	DWG. NO. OL-001081	REV. B
		OL1081B.DWG		990520		SCALE: 1.25X		SHEET: 1 OF 1