SUMMARY TEST DATA
ON
PDC-800M2D5G-30C-SFF-50W

Customer:
SO No:
Model No: PDC-800M2D5G-30C-SFF-50W
Serial No: 02667
Part No:

Tested By: John R.
Temperature: +25°C
Date: 4/14/2020
Drawing No: 27625822 **Rev:** A1

TEST ITEM NO.	PARAMETERS	SPECIFIED VALUE	TEST RESULTS	QA QC
1	Frequency Range:	0.8 to 2.5 GHz	0.8 to 2.5 GHz	PMI QA1
2	Insertion Loss:	≤ 0.4 dB (Excluding Coupled Power)	0.12 dB (See Plot)	
3	VSWR:	≤ 1.20:1	1.09:1 (See Plot)	
4	Directivity:	20 dB Minimum	23.7 dB See Plot	
5	Coupling:	30 ≤ ±1.0 dB	30 ±0.51 dB See Plot	
6	Frequency Sensitivity:	≤ ±0.7 dB	+0.43 dB (See Plot)	
7	Power Handling:	Average ≤50 W Peak ≤1 kW	Average ≤50 W Peak ≤1 kW See Typical Characteristics	
8	Impedance:	50 Ω	50 Ω	PMI QA1

QA/QC Approval: PMI QA1 Date: 4/15/20

7311-F Grove Road Frederick, MD 21704 USA Phone: (301)662-5019 Fax: (301)662-1731
Email: sales@pmi-rf.com

SUMMARY TEST DATA
ON
PDC-800M2D5G-30C-SFF-50W

02667

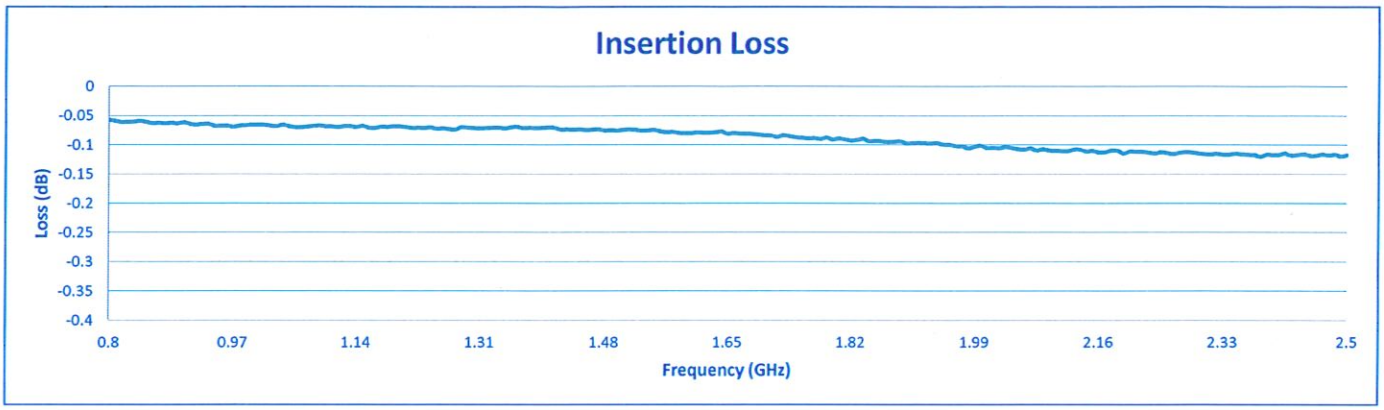

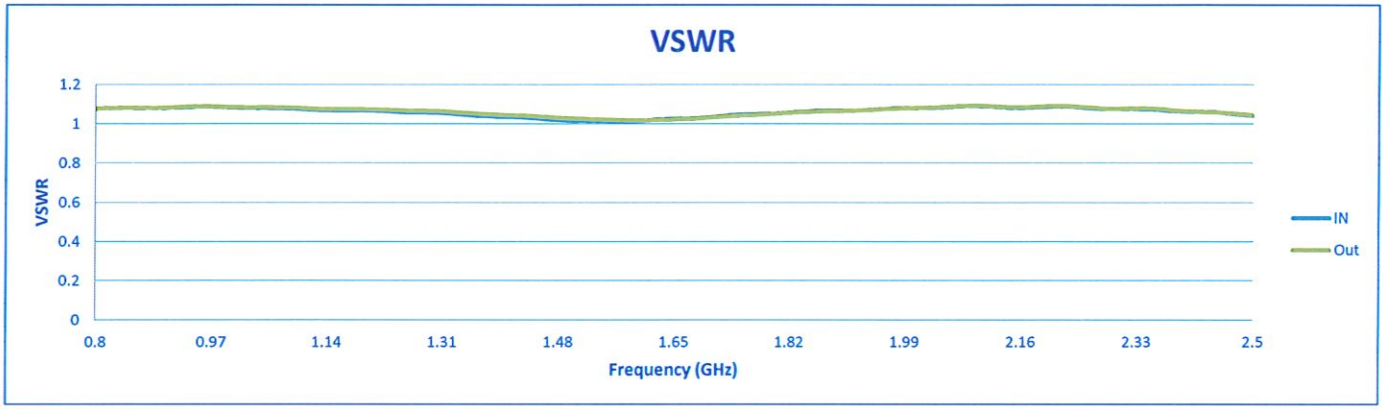

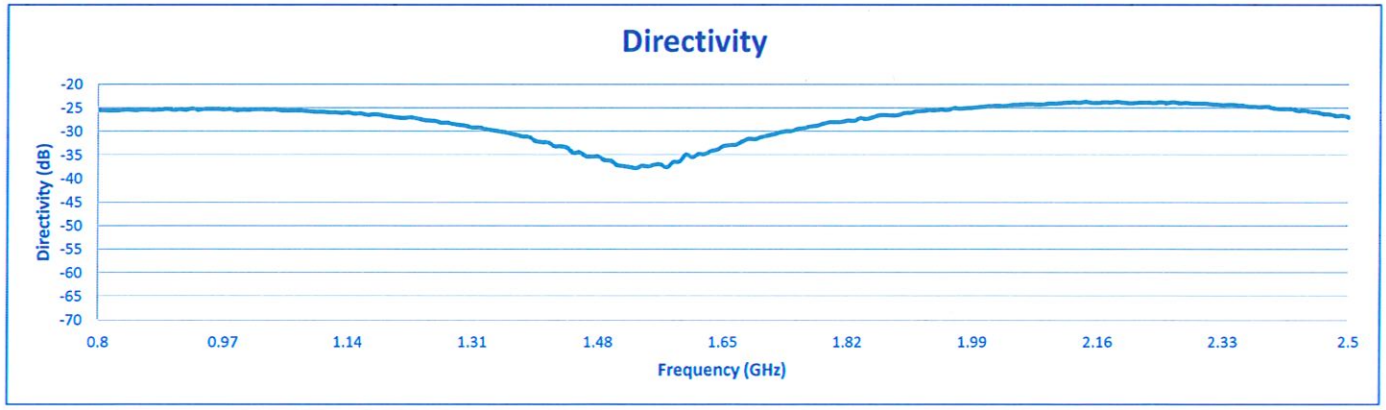

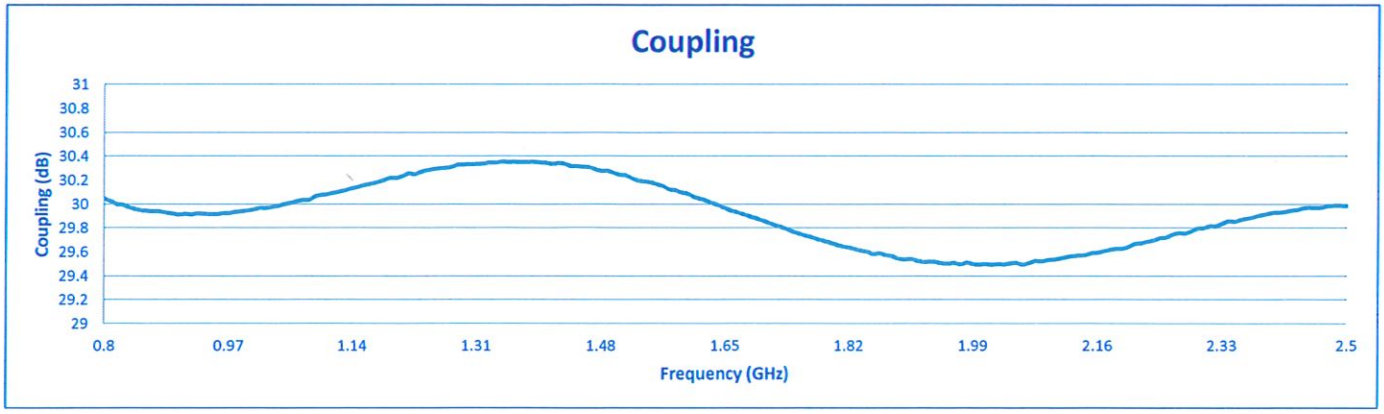

7311-F Grove Road Frederick, MD 21704 USA Phone: (301)662-5019 Fax: (301)662-1731
Email: sales@pmi-rf.com