



**SUMMARY TEST DATA
ON
DRO-9D7G-CD-1**

S/N: PL28832/2018

Customer:	_____	Tested By:	M. Hanken	
SO No:	_____	Temperature:	+25°C	
Model No:	DRO-9D7G-CD-1	Date:	04/28/20	
Serial No:	PL28832/2018	Drawing No:	27621353	Rev: A1

TEST. ITEM NO	PARAMETERS	SPECIFIED VALUE	TEST RESULTS	QA QC	
1	Center Frequency:	9.7 GHz	9.7 GHz See Plot	PMI QA 1	
2	Mechanical Tuning Frequency:	±25 MHz	±25 MHz		
3	Output Power:	+16 dBm Max. +11 dBm Min.	+12.9dBm See Plot		
4	Spurious:	-55 dBc Min.	<-58.8 dBc See Plot		
5	Harmonics:	-20 dBc Min.	-31.2 dBc See Plot		
6	*Phase Noise:	-75 dBc/Hz Min.	-92.7 dBc/Hz See Plot		
7	Frequency Stability:	9.7 MHz Max.	±3 MHz See Typical Characteristics		
8	Pushing:	0.1 MHz/V Max.	<0.1 MHz/V See Typical Characteristics		
9	Pulling:	±4 MHz Max @ VSWR	±2 MHz See Typical Characteristics		
10	DC Supply:	+15 VDC (±5%) @ 150 mA Max	81 mA @ +15 VDC		PMI QA 1

* 10kHz @ +25°C

QA/QC Approval:  ^{PMI} QA 1 Date: 4/30/20

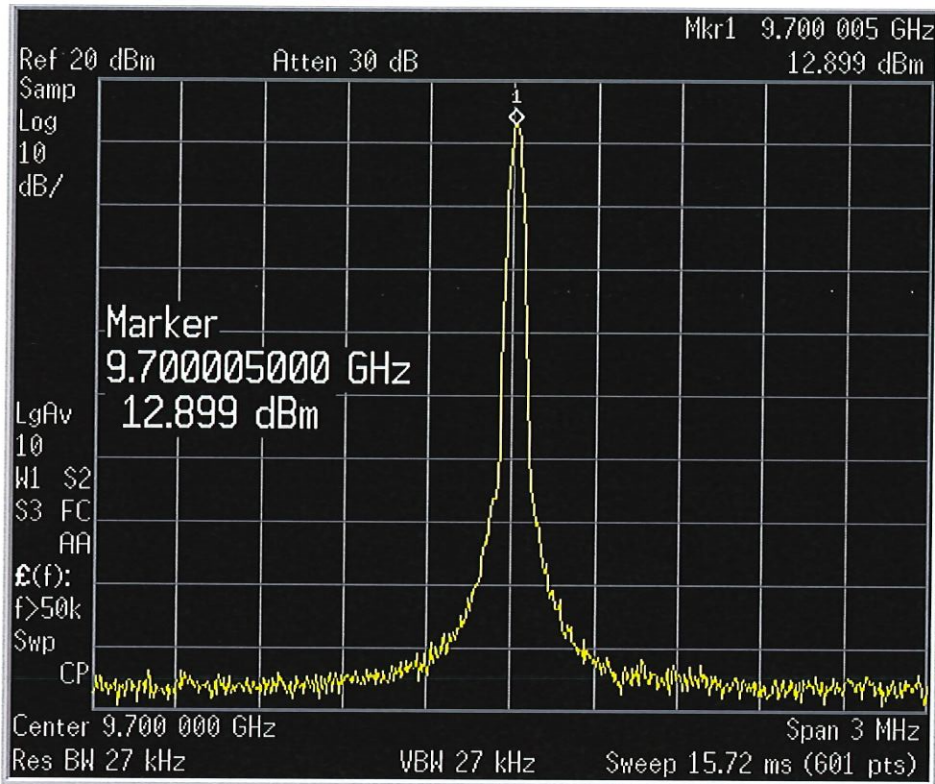
7311-F Grove Road Frederick, MD 21704 USA Phone: (301)662-5019 Fax: (301)662-1731
Email: sales@pmi-rf.com



**SUMMARY TEST DATA
ON
DRO-9D7G-CD-1**

S/N: PL28832/2018

Carrier

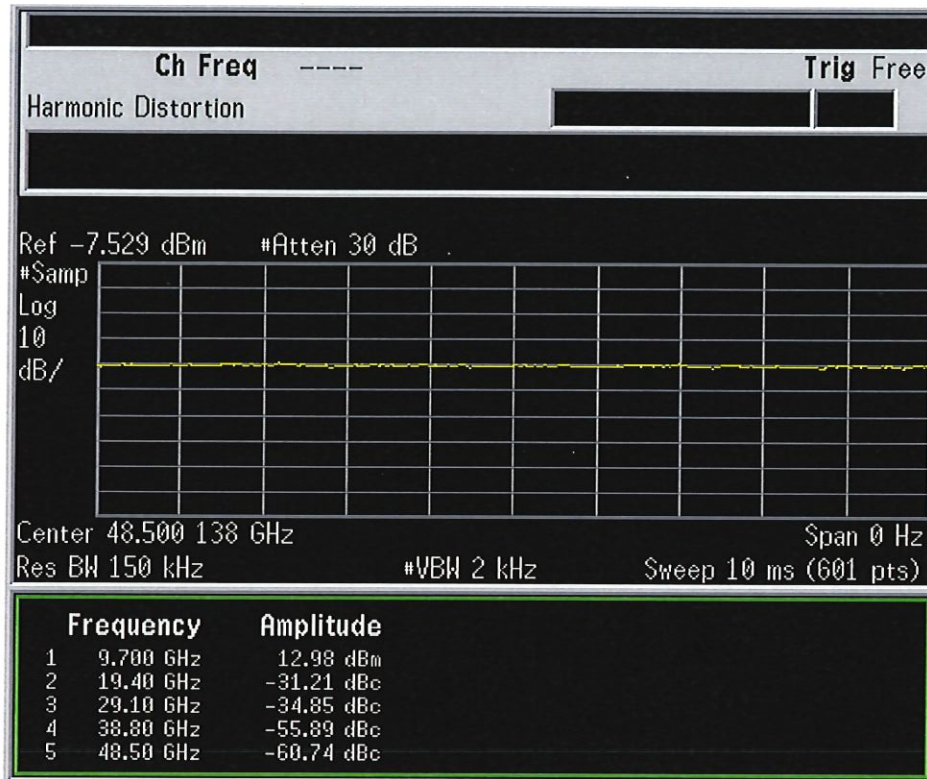




**SUMMARY TEST DATA
ON
DRO-9D7G-CD-1**

S/N: PL28832/2018

Harmonics

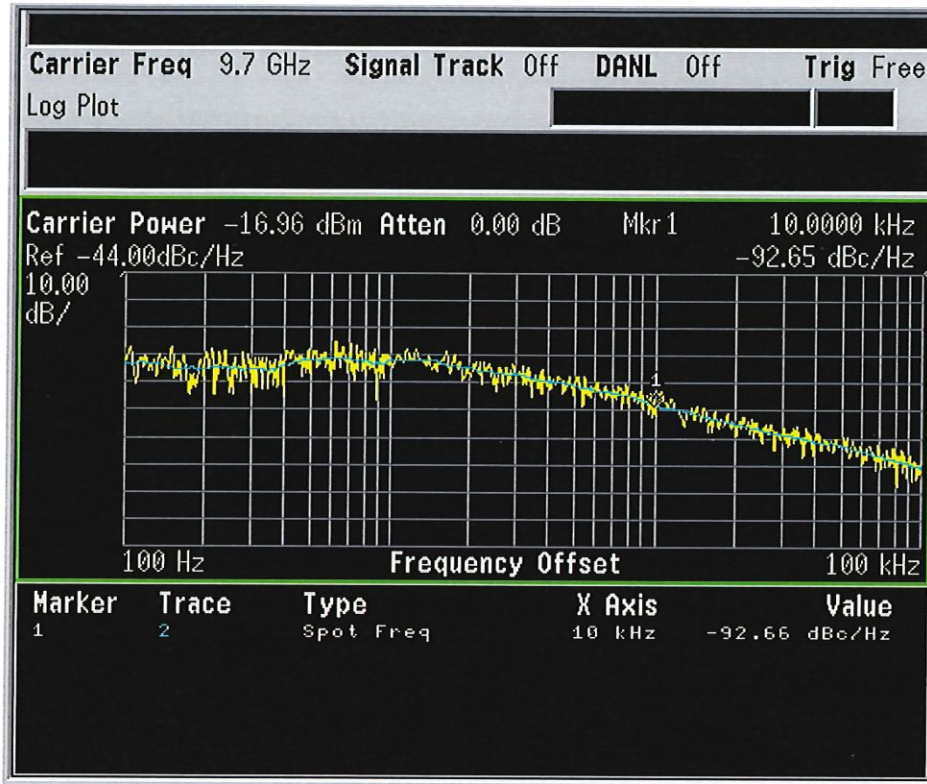




**SUMMARY TEST DATA
ON
DRO-9D7G-CD-1**

S/N: PL28832/2018

Phase Noise





**SUMMARY TEST DATA
ON
DRO-9D7G-CD-1**

S/N: PL28832/2018

Spurious Peaks

