



**SUMMARY TEST DATA
ON
DRO-9D7G-CD-1**

S/N: PL28833/2018

Customer: _____	Tested By: <u>M. Hanken</u>
SO No: _____	Temperature: <u>+25°C</u>
Model No: <u>DRO-9D7G-CD-1</u>	Date: <u>04/28/20</u>
Serial No: <u>PL28833/2018</u>	Drawing No: <u>27621353</u> Rev: <u>A1</u>

TEST. ITEM NO	PARAMETERS	SPECIFIED VALUE	TEST RESULTS	QA QC	
1	Center Frequency:	9.7 GHz	9.7 GHz See Plot	PMI QA1	
2	Mechanical Tuning Frequency:	±25 MHz	±25 MHz		
3	Output Power:	+16 dBm Max. +11 dBm Min.	+15.5dBm See Plot		
4	Spurious:	-55 dBc Min.	<-59.5 dBc See Plot		
5	Harmonics:	-20 dBc Min.	-28.3 dBc See Plot		
6	*Phase Noise:	-75 dBc/Hz Min.	-100.0 dBc/Hz See Plot		
7	Frequency Stability:	9.7 MHz Max.	±3 MHz See Typical Characteristics		
8	Pushing:	0.1 MHz/V Max.	<0.1 MHz/V See Typical Characteristics		
9	Pulling:	±4 MHz Max @ VSWR	±2 MHz See Typical Characteristics		
10	DC Supply:	+15 VDC (±5%) @ 150 mA Max	81 mA @ +15 VDC		PMI QA1

* 10kHz @ +25°C

QA/QC Approval: *[Signature]* *[Signature]* *[Signature]* ^{PMI} _{QA1} Date: 4/30/20

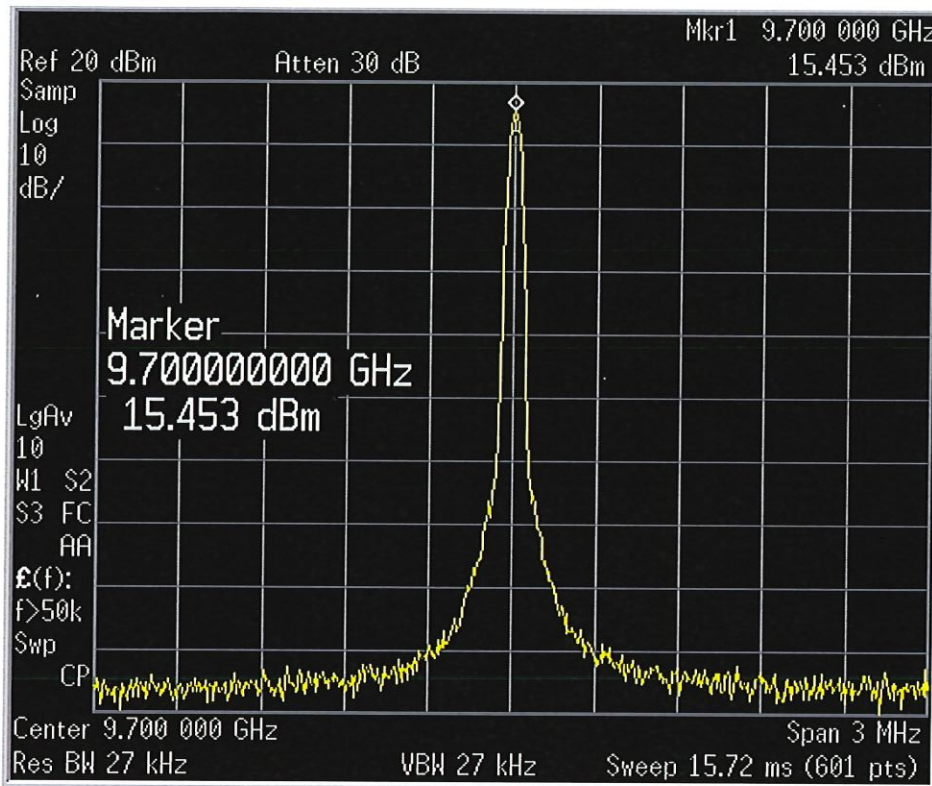
7311-F Grove Road Frederick, MD 21704 USA Phone: (301)662-5019 Fax: (301)662-1731
Email: sales@pmi-rf.com



**SUMMARY TEST DATA
ON
DRO-9D7G-CD-1**

S/N: PL28833/2018

Carrier

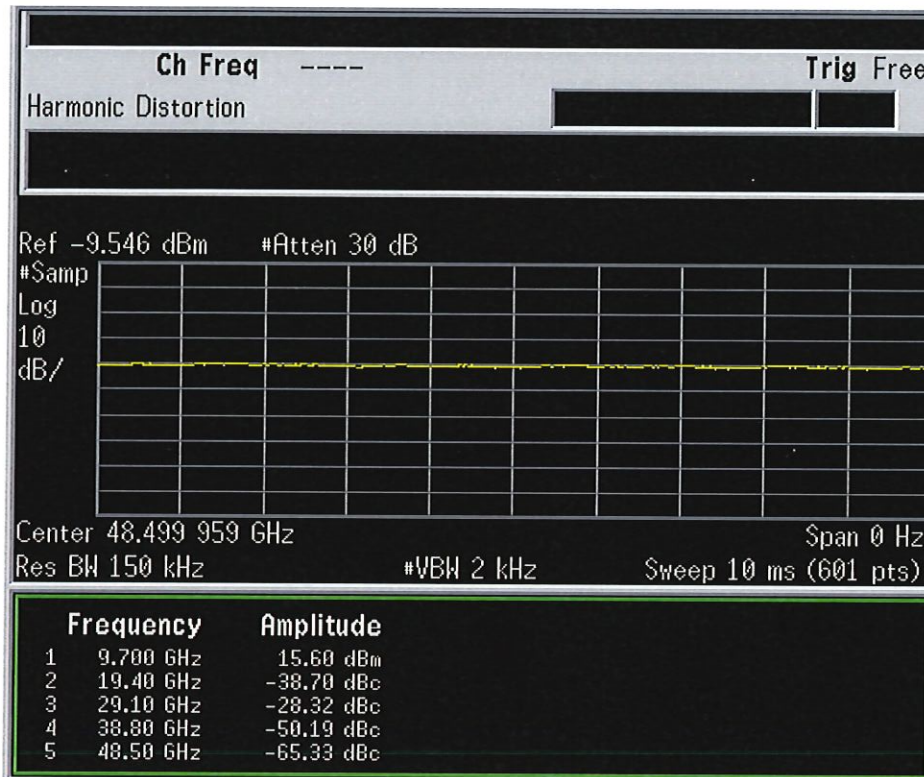




**SUMMARY TEST DATA
ON
DRO-9D7G-CD-1**

S/N: PL28833/2018

Harmonics

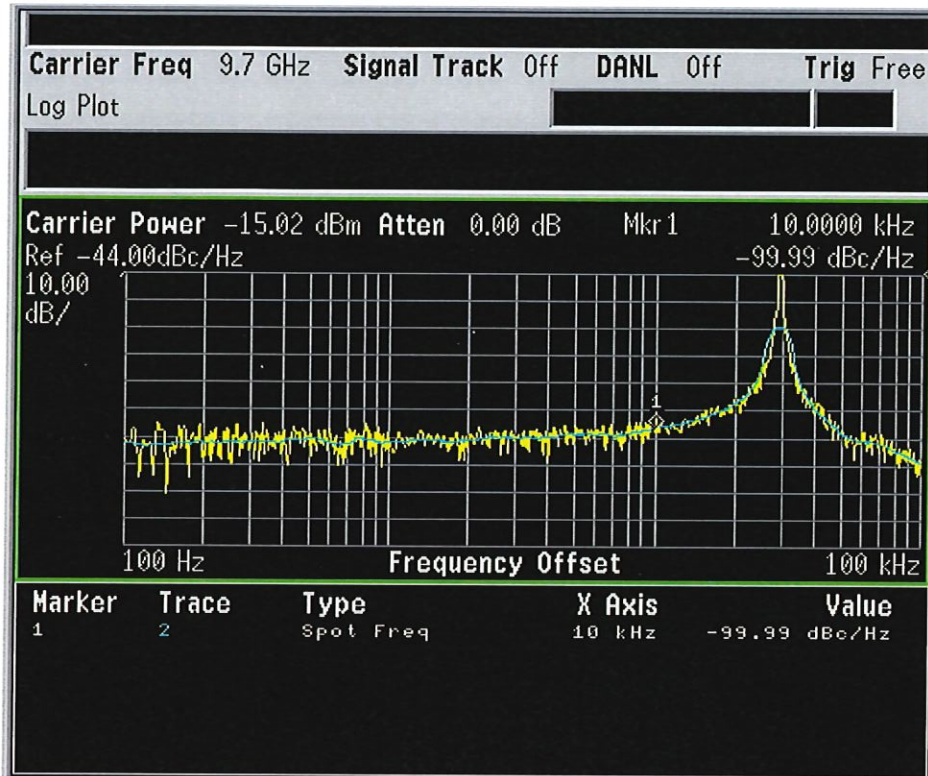




**SUMMARY TEST DATA
ON
DRO-9D7G-CD-1**

S/N: PL28833/2018

Phase Noise





**SUMMARY TEST DATA
ON
DRO-9D7G-CD-1**

S/N: PL28833/2018

Spurious Peaks

