SUMMARY TEST DATA
ON
APD-2-800M2D5G-NFF-50W

Customer:		**Tested By:**	Bryan K.
SO No:		**Temperature:**	+25°C
Model No:	APD-2-800M2D5G-NFF-50W	**Date:**	11/24/2020
Serial No:	02856	**Drawing No:**	27627902 **Rev:** A1
Part No:			

TEST. ITEM NO	PARAMETERS	SPECIFIED VALUE	TEST RESULTS	QA QC
1	Frequency Range	0.8 TO 2.5 GHz	**0.8 TO 2.5 GHz**	PMI QA 2
2	Insertion Loss	≤0.4 dB	**J2: 0.36 dB J3: 0.34 dB**	
3	VSWR	≤1.25:1	**1.17:1 (INPUT) 1.16:1 (OUTPUT) (See Plot)**	
4	Isolation	22 dB Minimum	**25.00 dB (See Plot)**	
5	Amplitude Balance	≤±0.2 dB	**≤± 0.03 dB (See Plot)**	
6	Phase Balance	≤±2°	**<1°**	
7	Power Handling	Forward ≤50 W Reversed ≤1 W	**Pass**	
8	Impedance	50 Ω	**50 Ω**	PMI QA 2

QA/QC Approval: PMI QA 2 **Date:** 11/30/20

7311-F Grove Road Frederick, MD 21704 USA Phone: (301)662-5019 Fax: (301)662-1731
Email: sales@pmi-rf.com

SUMMARY TEST DATA
ON
APD-2-800M2D5G-NFF-50W

J2 Insertion loss, VSWR, Zeroed Phase and Amplitude

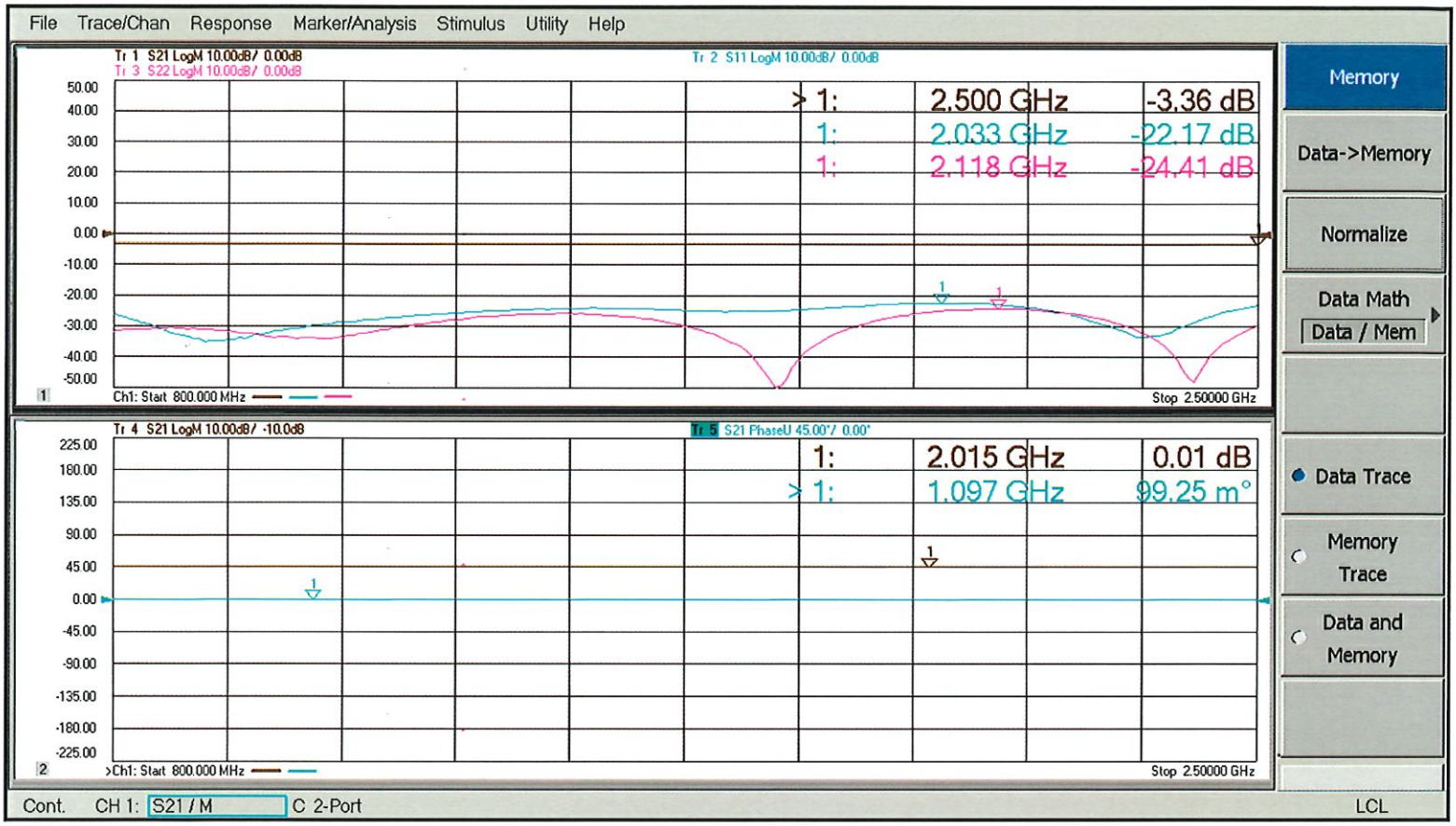

7311-F Grove Road Frederick, MD 21704 USA Phone: (301)662-5019 Fax: (301)662-1731
Email: sales@pmi-rf.com

SUMMARY TEST DATA
ON
APD-2-800M2D5G-NFF-50W

J3 Insertion loss, VSWR, Phase and Amplitude

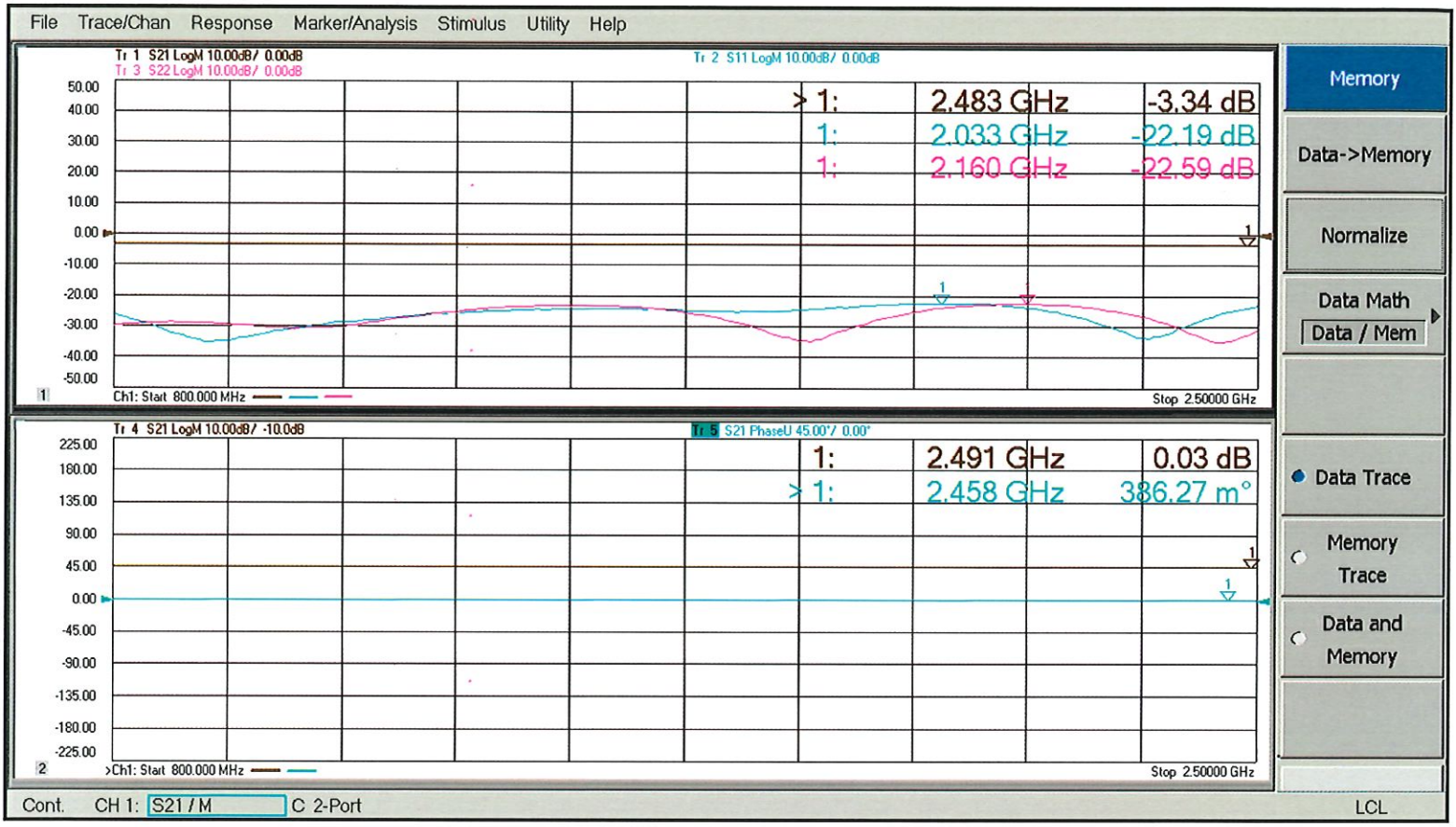

7311-F Grove Road Frederick, MD 21704 USA Phone: (301)662-5019 Fax: (301)662-1731
Email: sales@pmi-rf.com

SUMMARY TEST DATA
ON
APD-2-800M2D5G-NFF-50W

J2 to J3 Isolation

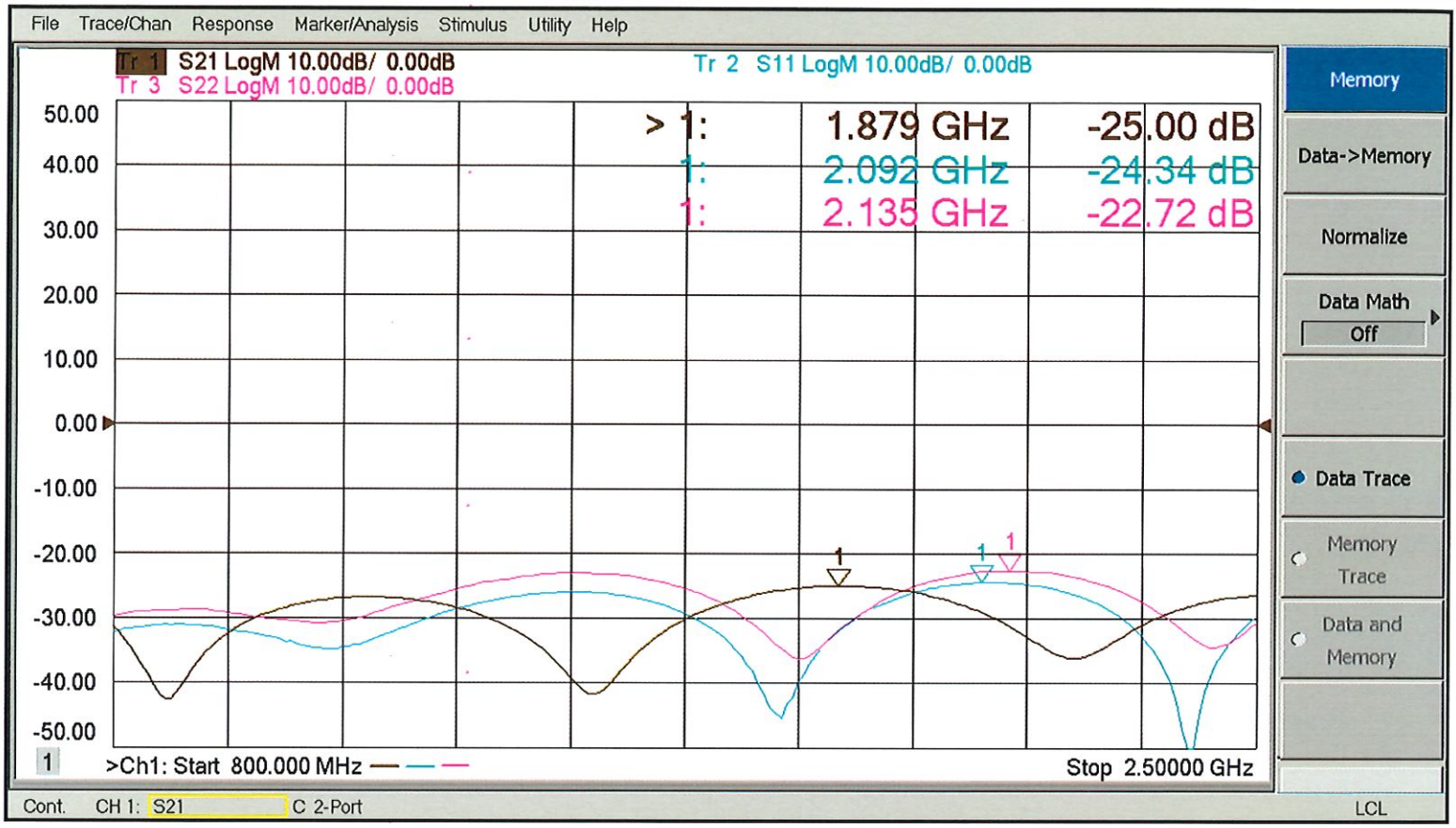

7311-F Grove Road Frederick, MD 21704 USA Phone: (301)662-5019 Fax: (301)662-1731
Email: sales@pmi-rf.com