


**SUMMARY TEST DATA
ON
APD-2-800M2D5G-NFF-50W**

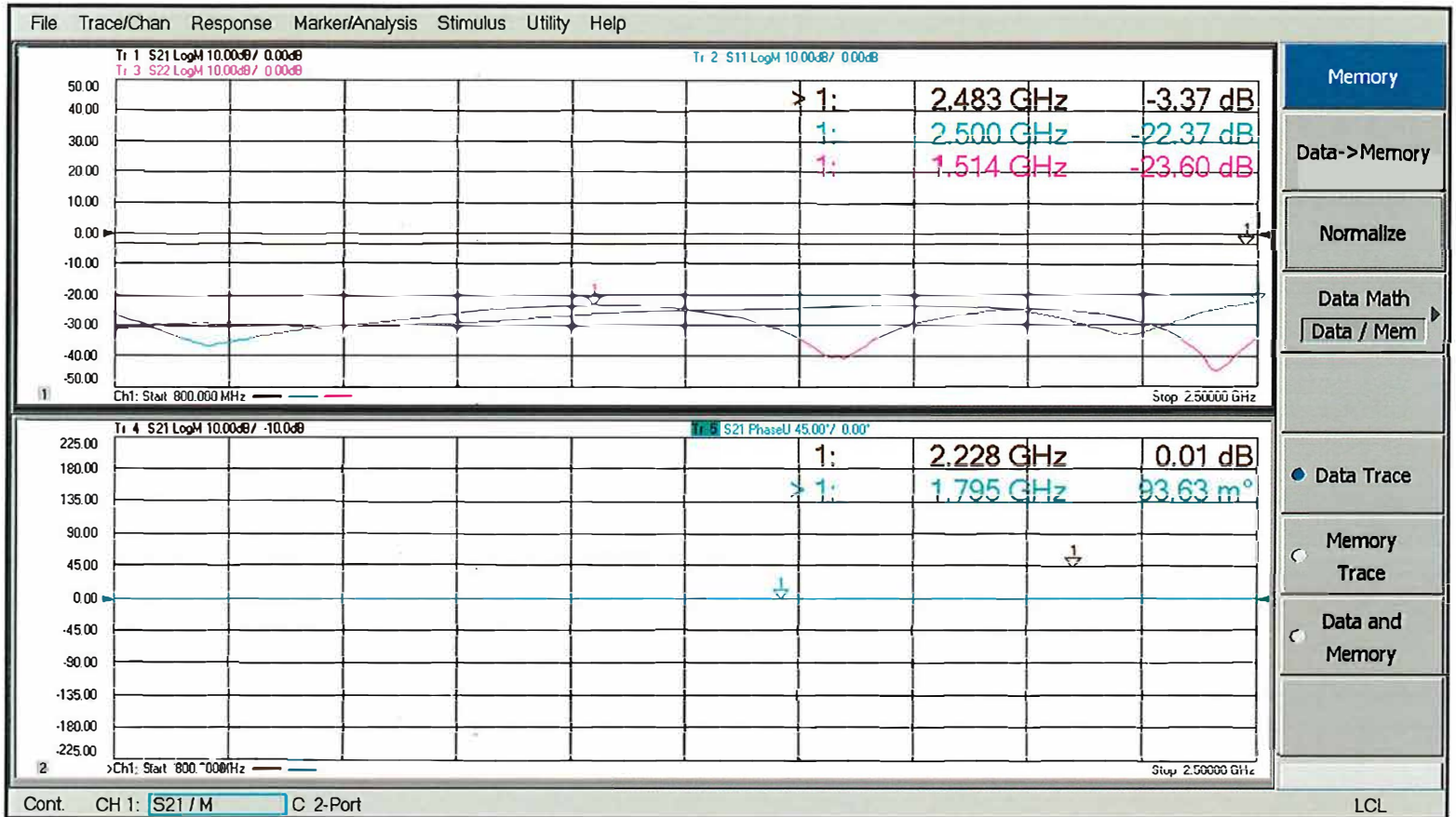
Customer: _____ Tested By: Bryan K.
 SO No: _____ Temperature: +25°C
 Model No: APD-2-800M2D5G-NFF-50W Date: 11/24/2020
 Serial No: 02859 Drawing No: 27627902 Rev: A1
 Part No: _____

TEST. ITEM NO	PARAMETERS	SPECIFIED VALUE	TEST RESULTS	QA QC	
1	Frequency Range	0.8 TO 2.5 GHz	0.8 TO 2.5 GHz	PMI QA 2	
2	Insertion Loss	≤0.4 dB	J2: 0.37 dB J3: 0.34 dB		
3	VSWR	≤1.25:1	1.16:1 (INPUT) 1.14:1 (OUTPUT) (See Plot)		
4	Isolation	22 dB Minimum	25.81 dB (See Plot)		
5	Amplitude Balance	≤±0.2 dB	≤± 0.04 dB (See Plot)		
6	Phase Balance	≤±2°	<1°		
7	Power Handling	Forward ≤50 W Reversed ≤1 W	Pass		
8	Impedance	50 Ω	50 Ω		PMI QA 2

QA/QC Approval:  PMI QA 2 Date: 11/30/20

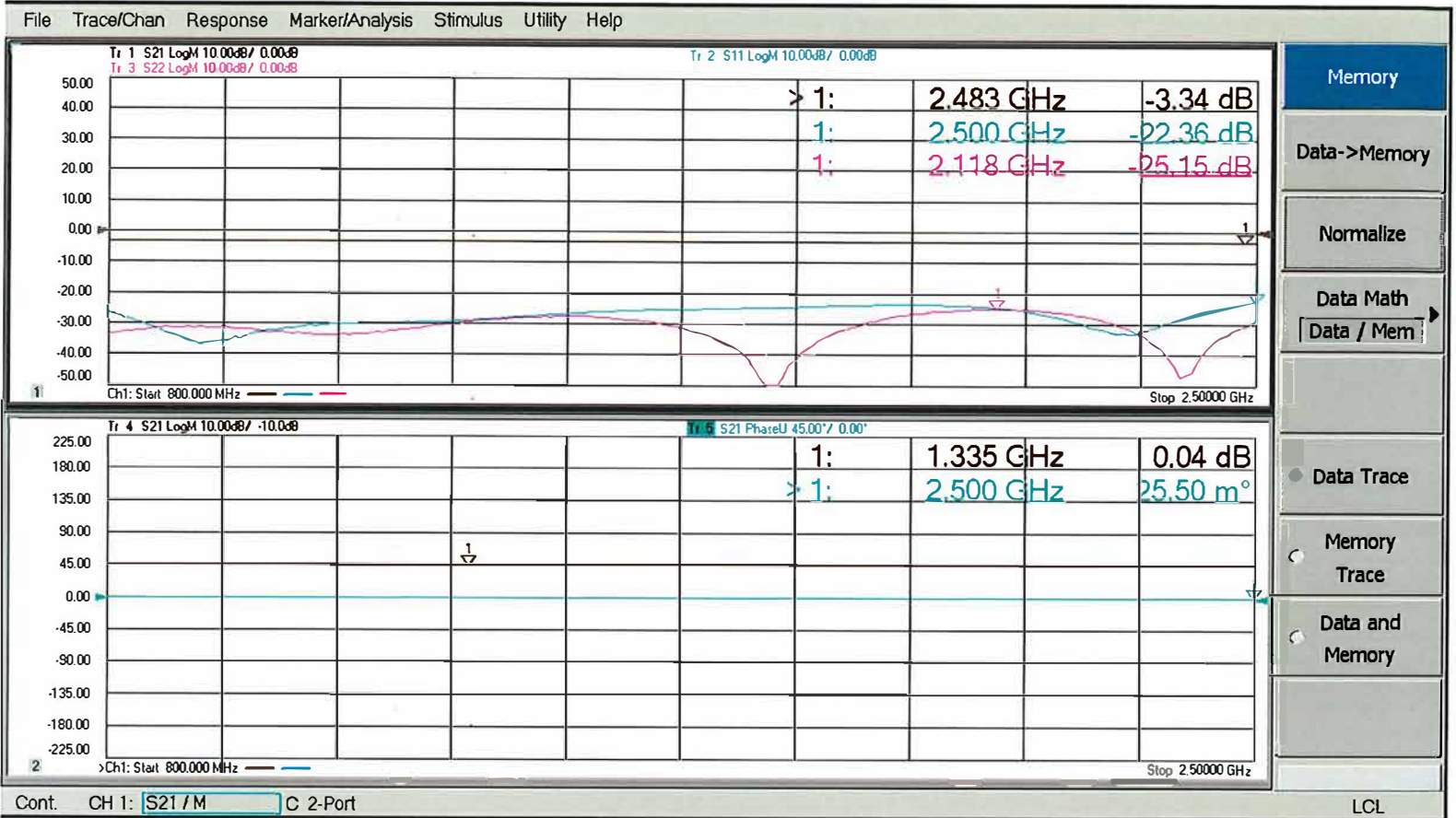
**SUMMARY TEST DATA
ON
APD-2-800M2D5G-NFF-50W**

J2 Insertion loss, VSWR, Zeroed Phase and Amplitude



**SUMMARY TEST DATA
ON
APD-2-800M2D5G-NFF-50W**

J3 Insertion loss, VSWR, Phase and Amplitude



**SUMMARY TEST DATA
ON
APD-2-800M2D5G-NFF-50W**

J2 to J3 Isolation

