

SUMMARY TEST DATA ON APD-8-800M2D5G-SFF-30W

Customer: _____
 SO No: _____
 Model No: APD-8-800M2D5G-SFF-30W
 Serial No: 12999
 Part No: _____

Tested By: Bryan K.
 Temperature: +25 C
 Date: 3/9/2021
 Drawing No: 27625683 Rev: A1

| TEST ITEM NO. | PARAMETERS | SPECIFIED VALUE | TEST RESULTS | QA QC |
|---------------|-------------------|--|-----------------------------|---------------------|
| 1 | Frequency Range | 800 MHz – 2.5 GHz | 800 MHz – 2.5 GHz | PMI QA 2 |
| 2 | Insertion Loss | 1.2 dB MAXIMUM (ABOVE 9.03 dB SPLIT) | 0.86 dB See Plot | |
| 3 | VSWR | 1.40:1 MAXIMUM | 1.19:1 See Plot | |
| 4 | Isolation | 20dB MINIMUM | 22.39 dB See Plot | |
| 5 | Amplitude Balance | ±0.5 dB MAXIMUM | 0.11 dB See Plot | |
| 6 | Phase Balance | ±5° MAXIMUM | 0.46° Min | |
| | | | -0.24° Max | |
| 7 | Power Handling | FORWARD 30 WATT MAXIMUM REVERSED 1 WATT MAXIMUM | See Typical Characteristics | |
| 8 | Impedance | 50Ω | Pass | |

Note: Amplitude and phase balance are relative to J2 Port.

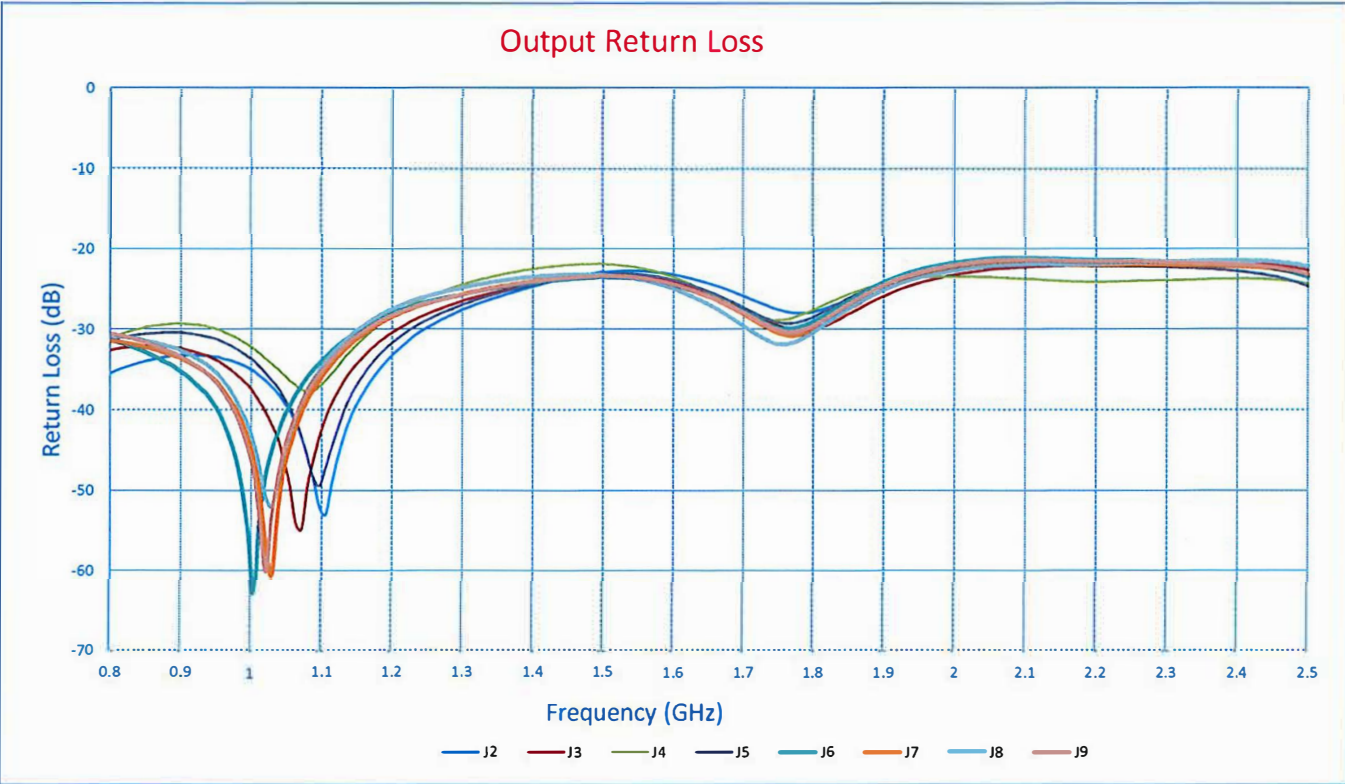
QA/QC Approval: _____

**PMI
QA 2**

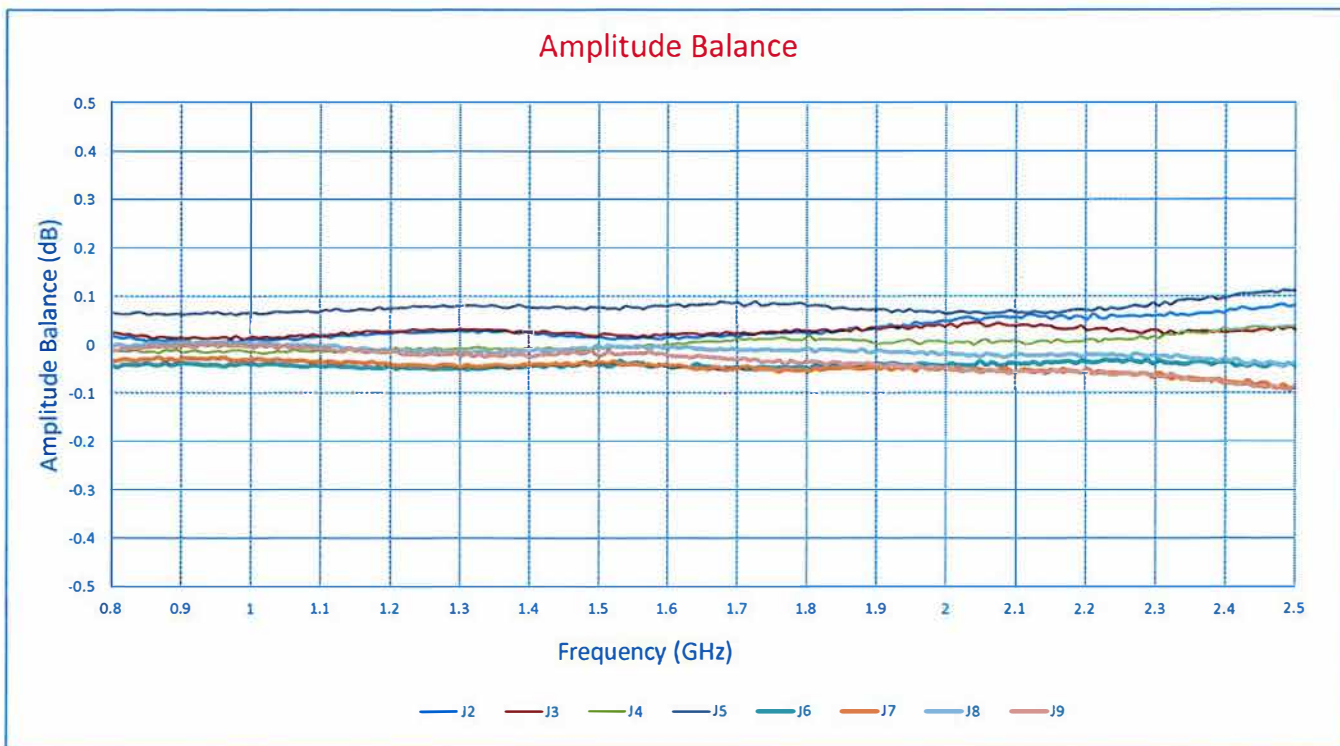
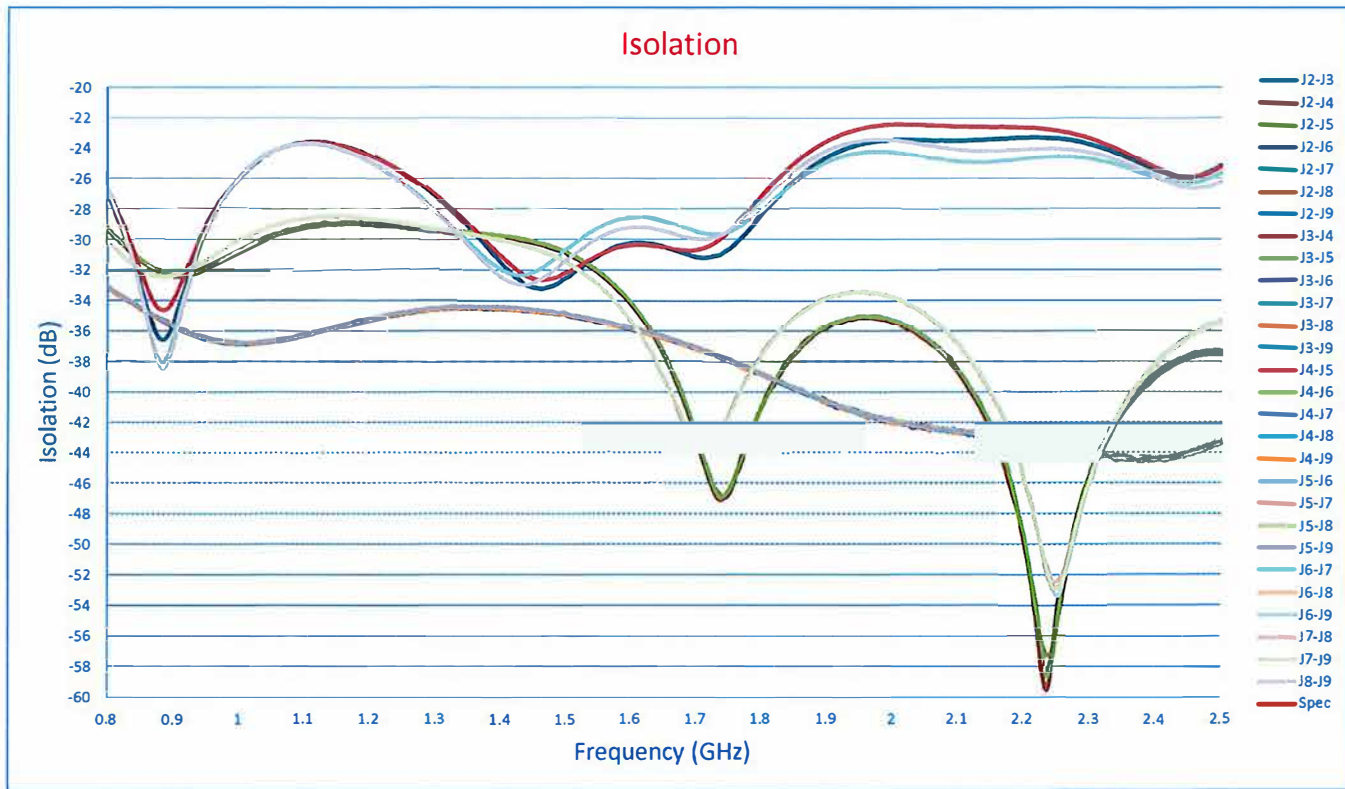
Date: _____

3/11/21

SUMMARY TEST DATA ON APD-8-800M2D5G-SFF-30W



SUMMARY TEST DATA ON APD-8-800M2D5G-SFF-30W



SUMMARY TEST DATA ON APD-8-800M2D5G-SFF-30W

