

## SUMMARY TEST DATA ON APD-8-800M2D5G-SFF-30W

Customer: \_\_\_\_\_  
 SO No: \_\_\_\_\_  
 Model No: APD-8-800M2D5G-SFF-30W  
 Serial No: 13000  
 Part No: \_\_\_\_\_

Tested By: Bryan K.  
 Temperature: +25 C  
 Date: 3/9/2021  
 Drawing No: 27625683 Rev: A1

TEST ITEM NO.	PARAMETERS	SPECIFIED VALUE	TEST RESULTS	QA QC
1	Frequency Range	800 MHz – 2.5 GHz	800 MHz – 2.5 GHz	PMI QA 2
2	Insertion Loss	1.2 dB MAXIMUM (ABOVE 9.03 dB SPLIT)	0.79 dB See Plot	
3	VSWR	1.40:1 MAXIMUM	1.22:1 See Plot	
4	Isolation	20dB MINIMUM	22.64 dB See Plot	
5	Amplitude Balance	±0.5 dB MAXIMUM	0.04 dB See Plot	
6	Phase Balance	±5° MAXIMUM	0.7° Min	
			-0.69° Max	
7	Power Handling	FORWARD 30 WATT MAXIMUM REVERSED 1 WATT MAXIMUM	See Typical Characteristics	
8	Impedance	50Ω	Pass	

Note: Amplitude and phase balance are relative to J2 Port.

QA/QC Approval: \_\_\_\_\_

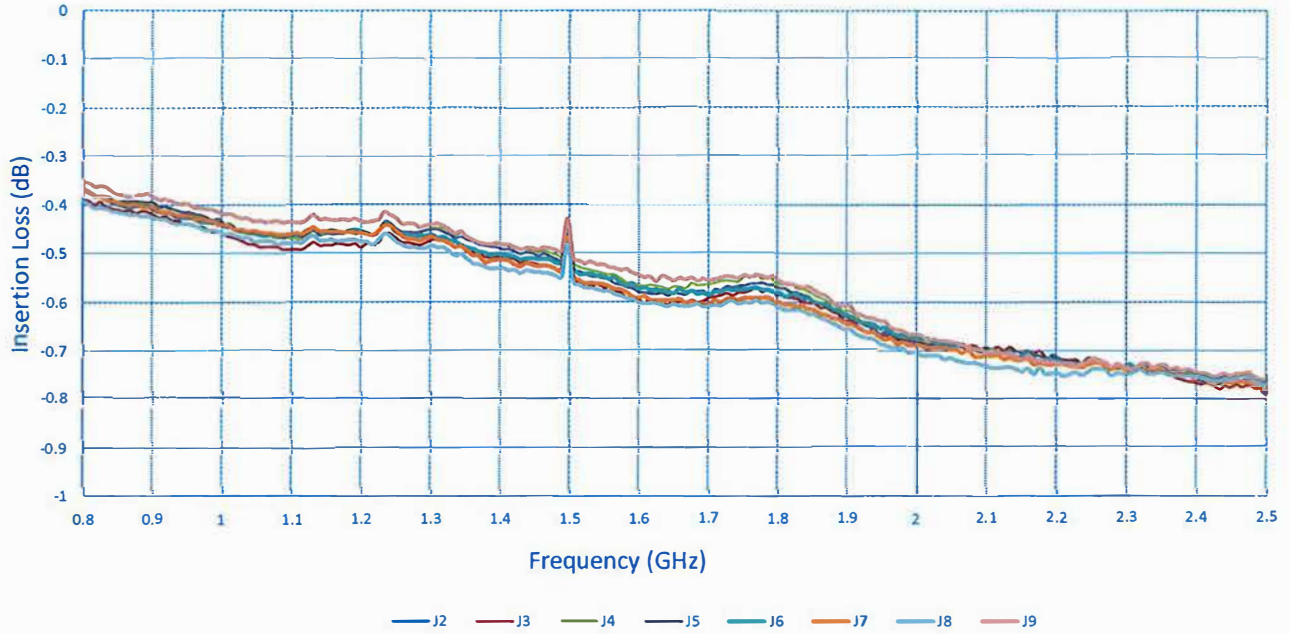
PMI  
QA 2

Date: \_\_\_\_\_

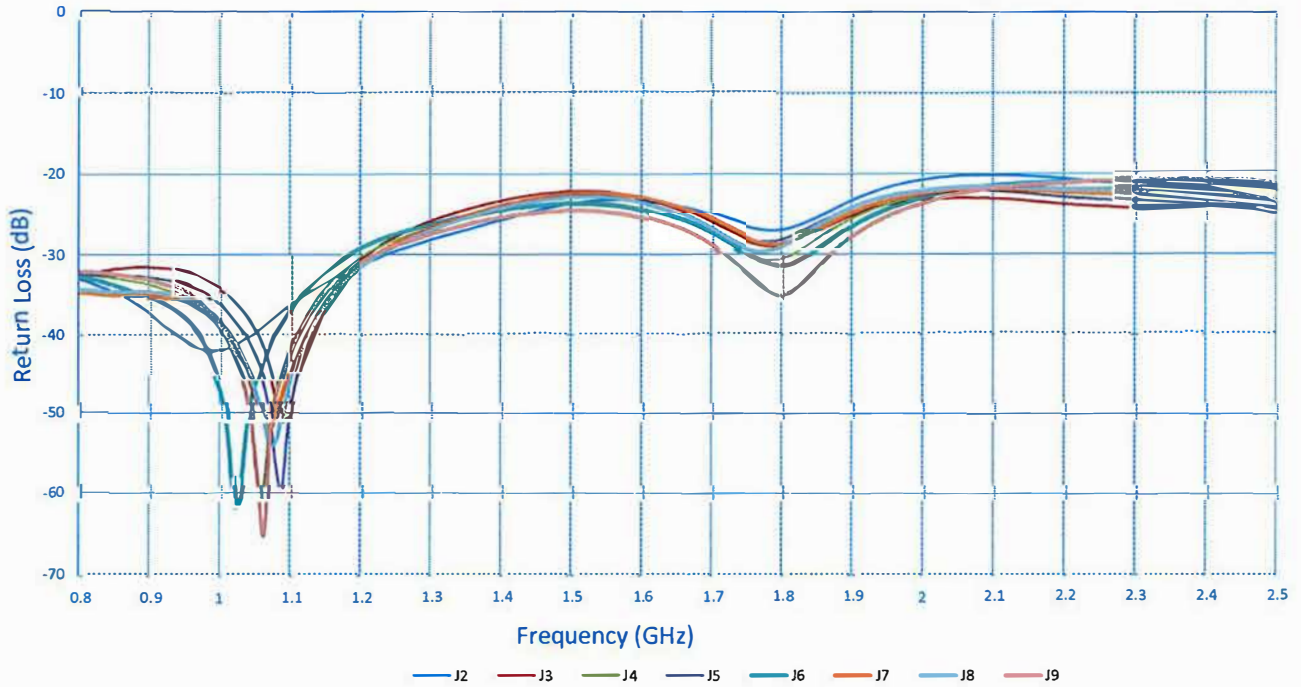
3/11/21

# SUMMARY TEST DATA ON APD-8-800M2D5G-SFF-30W

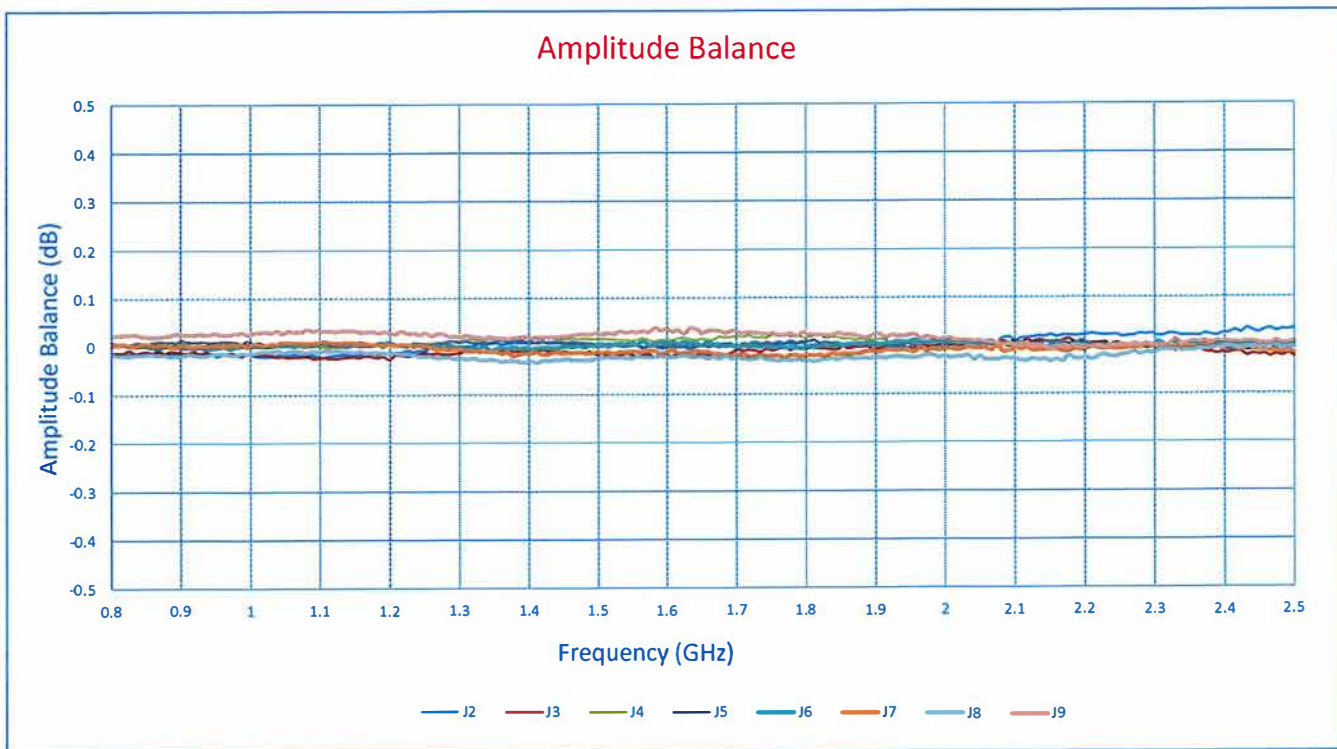
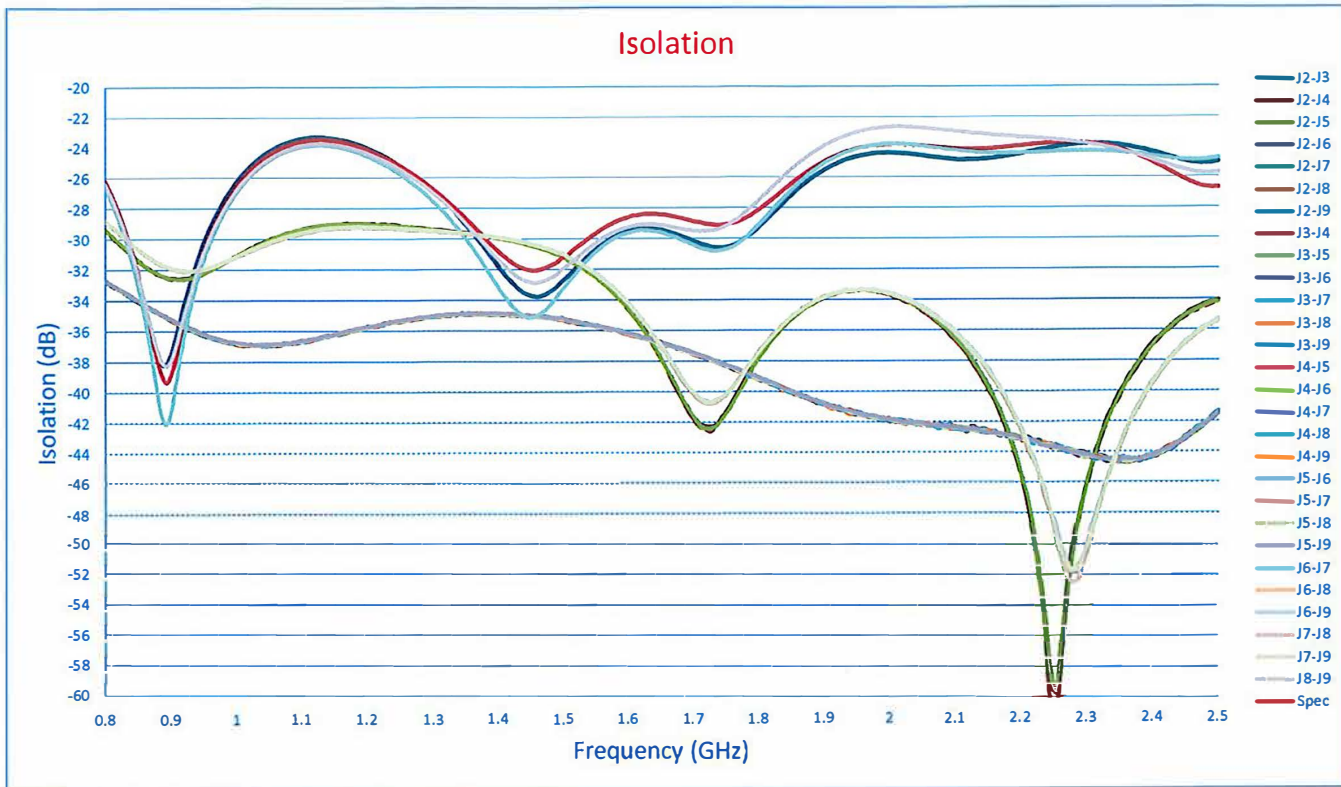
Insertion Loss



Output Return Loss



# SUMMARY TEST DATA ON APD-8-800M2D5G-SFF-30W



# SUMMARY TEST DATA ON APD-8-800M2D5G-SFF-30W

