

SUMMARY TEST DATA ON APD-8-800M2D5G-SFF-30W

Customer: _____
 SO No: _____
 Model No: APD-8-800M2D5G-SFF-30W
 Serial No: 13002
 Part No: _____

Tested By: Bryan K.
 Temperature: +25 C
 Date: 3/9/2021
 Drawing No: 27625683 Rev: A1

TEST ITEM NO.	PARAMETERS	SPECIFIED VALUE	TEST RESULTS	QA QC
1	Frequency Range	800 MHz – 2.5 GHz	800 MHz – 2.5 GHz	PMI QA 2
2	Insertion Loss	1.2 dB MAXIMUM (ABOVE 9.03 dB SPLIT)	0.8 dB See Plot	
3	VSWR	1.40:1 MAXIMUM	1.2:1 See Plot	
4	Isolation	20dB MINIMUM	23.43 dB See Plot	
5	Amplitude Balance	±0.5 dB MAXIMUM	0.07 dB See Plot	
6	Phase Balance	±5° MAXIMUM	0.33° Min	
			-1.26° Max	
7	Power Handling	FORWARD 30 WATT MAXIMUM REVERSED 1 WATT MAXIMUM	See Typical Characteristics	
8	Impedance	50Ω	Pass	PMI QA 2

Note: Amplitude and phase balance are relative to J2 Port.

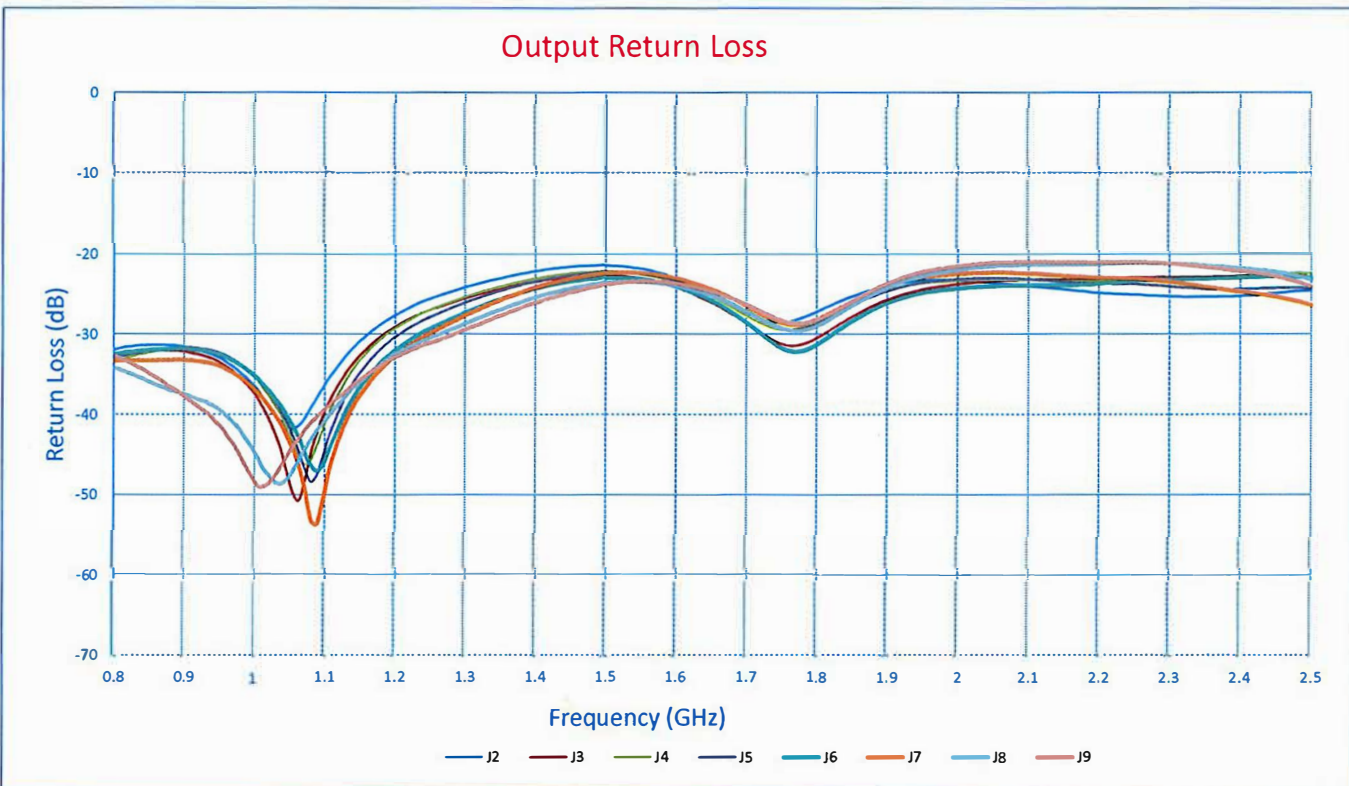
QA/QC Approval: _____

PMI
QA 2

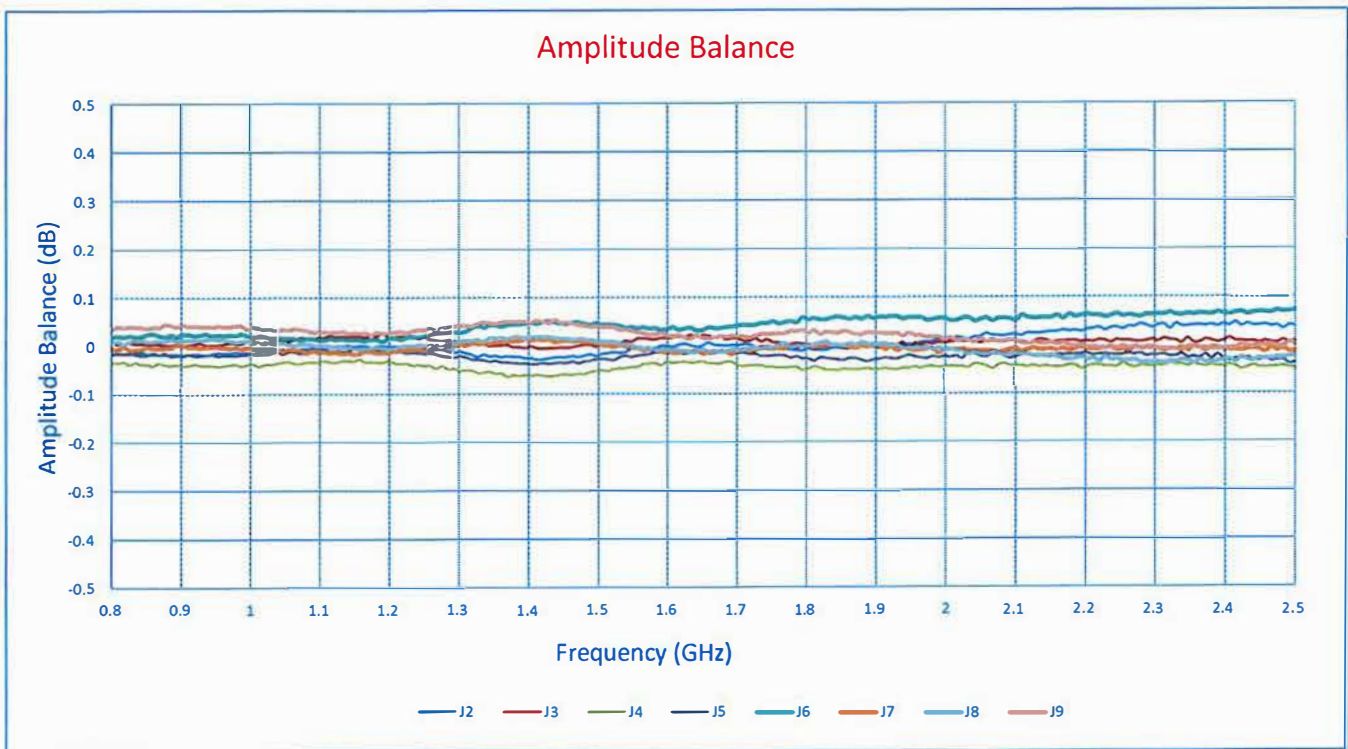
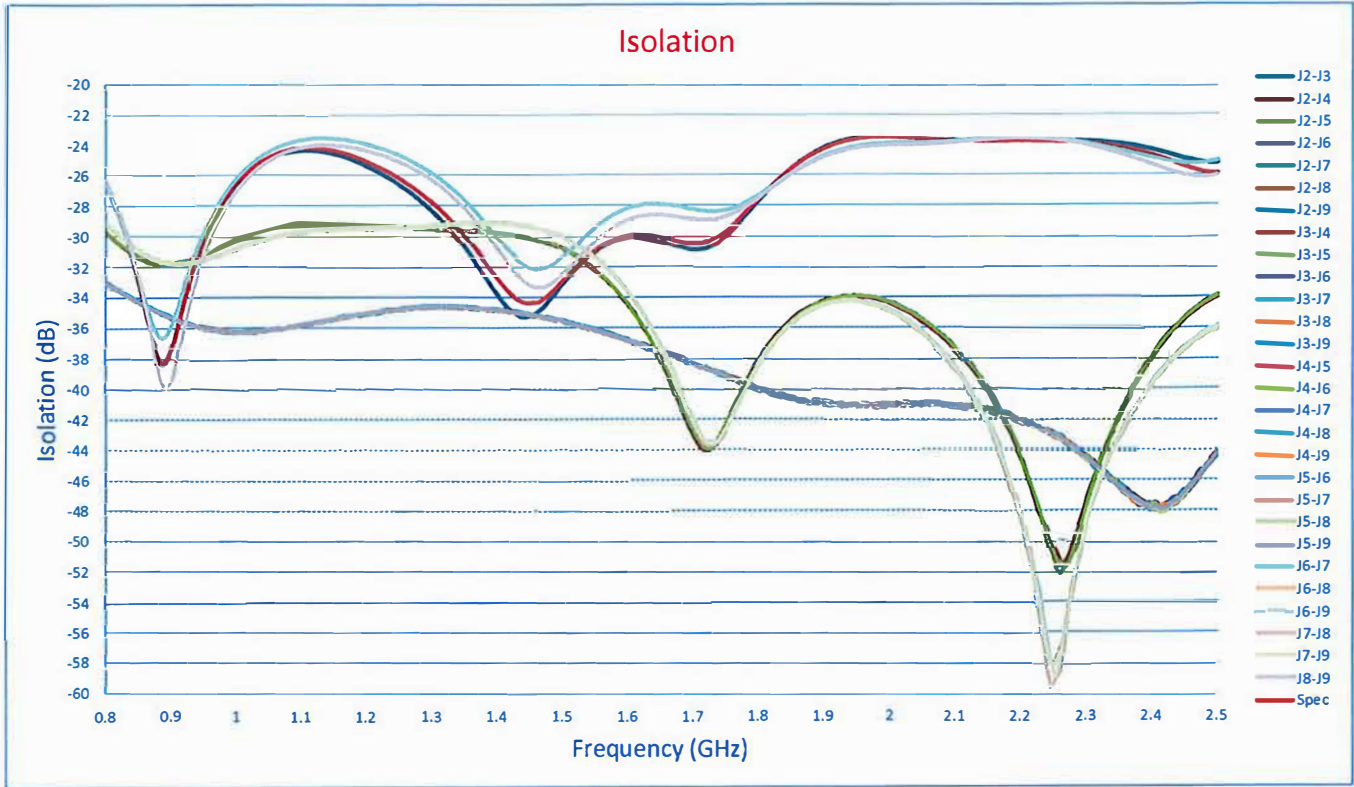
Date: _____

3/11/21

SUMMARY TEST DATA ON APD-8-800M2D5G-SFF-30W



SUMMARY TEST DATA ON APD-8-800M2D5G-SFF-30W



SUMMARY TEST DATA ON APD-8-800M2D5G-SFF-30W

