

**SUMMARY TEST DATA  
ON  
APD-8-800M2D5G-SFF-30W**

Customer: \_\_\_\_\_  
 SO No: \_\_\_\_\_  
 Model No: APD-8-800M2D5G-SFF-30W  
 Serial No: 23871  
 Part No: \_\_\_\_\_

Tested By: K Craven  
 Temperature: +25 C  
 Date: 8/18/2022  
 Drawing No: 27625683 Rev: A1

TEST ITEM NO.	PARAMETERS	SPECIFIED VALUE	TEST RESULTS	QA QC	
1	Frequency Range	800 MHz – 2.5 GHz	800 MHz – 2.5 GHz	PMI QA 2	
2	Insertion Loss	1.2 dB MAXIMUM (ABOVE 9.03 dB SPLIT)	0.94 dB See Plot	↓	
3	VSWR	1.40:1 MAXIMUM	1.2:1 See Plot		
4	Isolation	20 dB MINIMUM	23 dB See Plot		
5	Amplitude Balance	±0.5 dB MAXIMUM	0.06 dB See Plot		
6	Phase Balance	±5° MAXIMUM	+0.7° Max -0.39° Min		
7	Power Handling	FORWARD 30 WATT MAXIMUM REVERSED 1 WATT MAXIMUM	See Typical Characteristics		
8	Impedance	50Ω	Pass		PMI QA 2

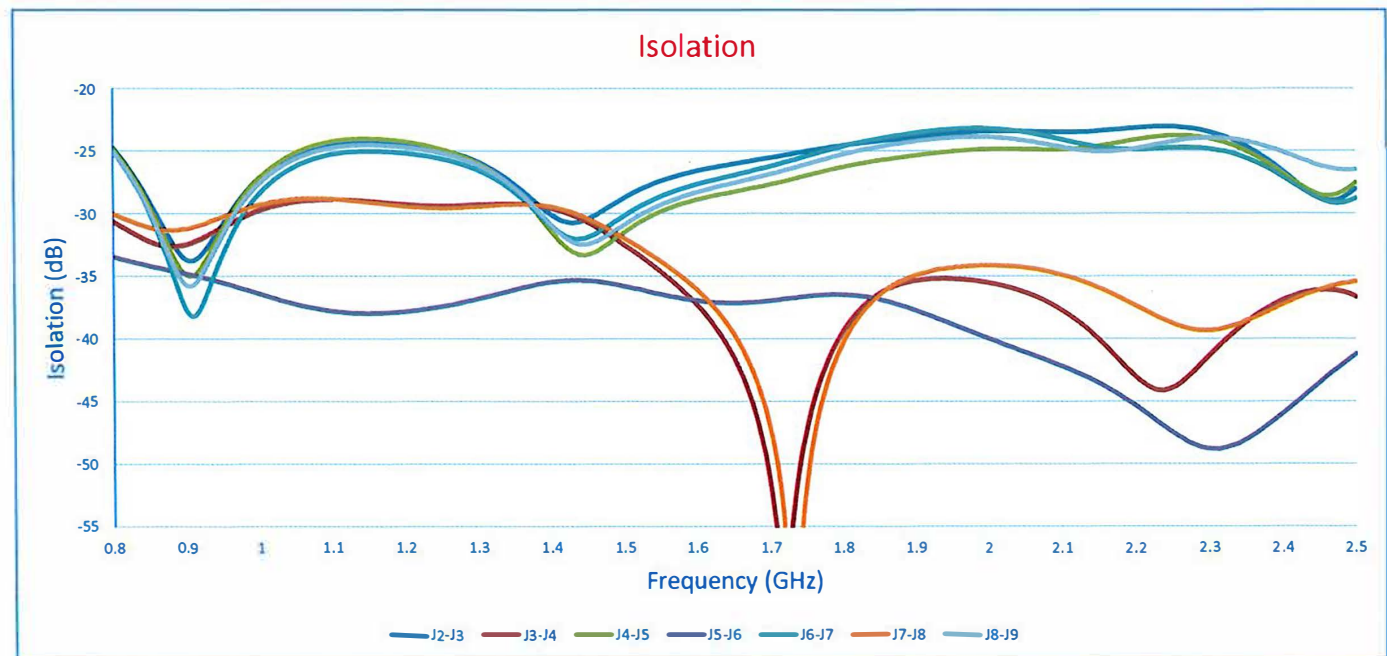
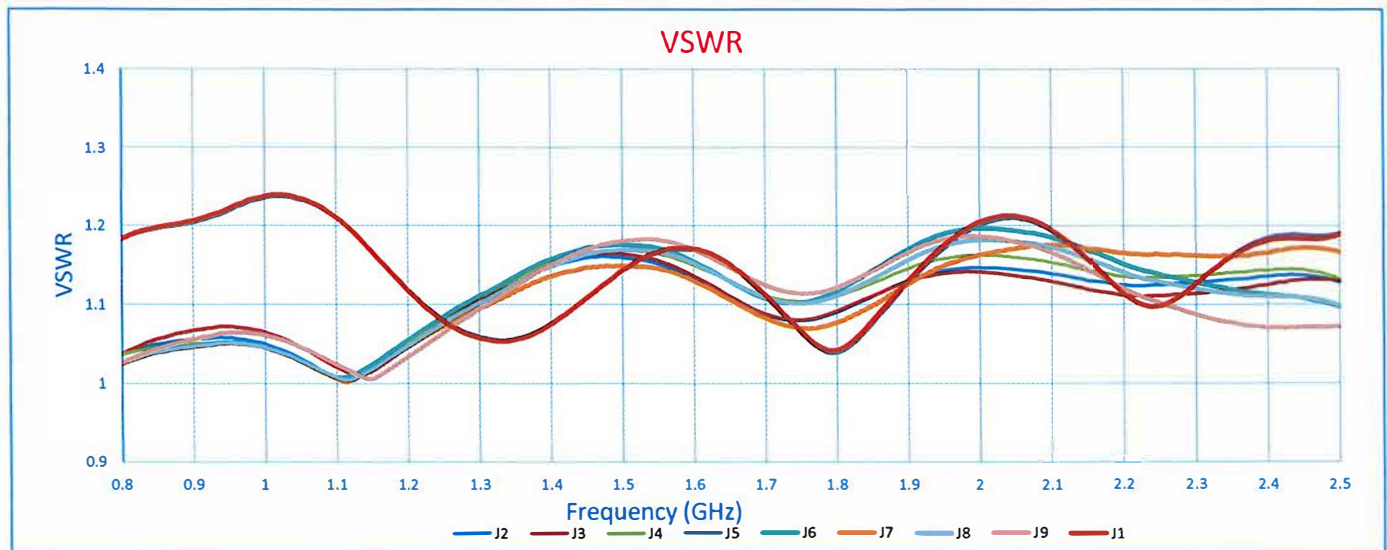
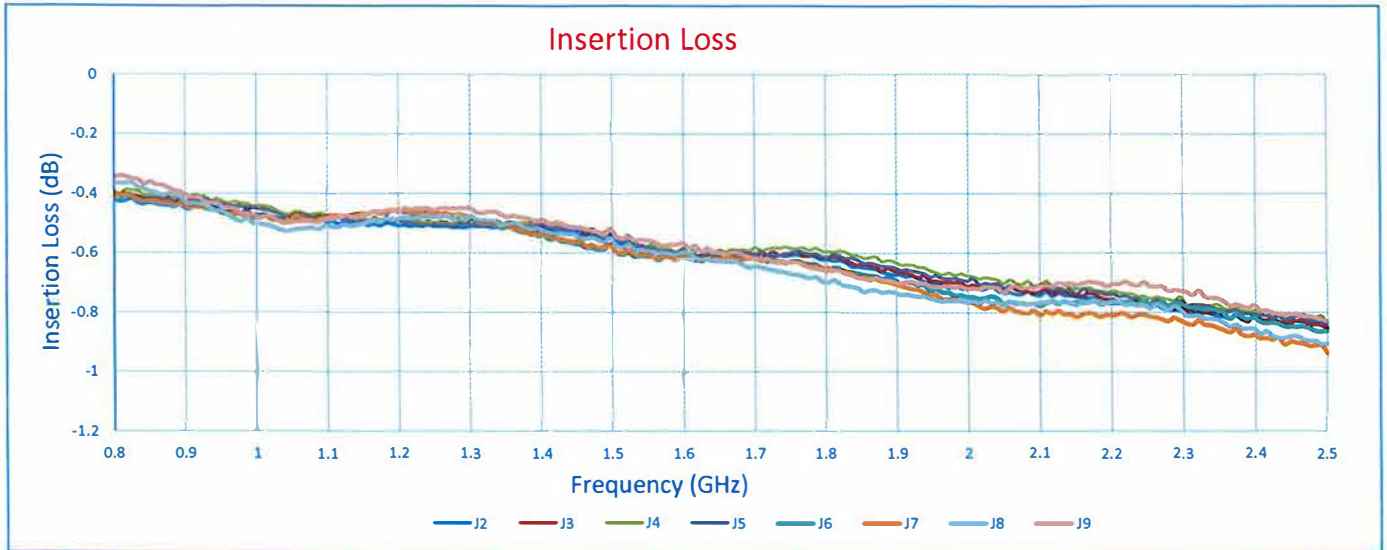
Note: Amplitude and phase balance are relative to J2 Port.

QA/QC Approval:  \_\_\_\_\_  
 PMI  
QA 2

Date: 8/23/2022

# SUMMARY TEST DATA ON APD-8-800M2D5G-SFF-30W

23871



# SUMMARY TEST DATA ON APD-8-800M2D5G-SFF-30W

23871

