

**SUMMARY TEST DATA
ON
APD-8-800M2D5G-SFF-30W**

Customer: _____
 SO No: _____
 Model No: APD-8-800M2D5G-SFF-30W
 Serial No: 23879
 Part No: _____

Tested By: K Craven
 Temperature: +25 C
 Date: 8/18/2022
 Drawing No: 27625683 Rev: A1

TEST ITEM NO.	PARAMETERS	SPECIFIED VALUE	TEST RESULTS	QA QC	
1	Frequency Range	800 MHz – 2.5 GHz	800 MHz – 2.5 GHz	PMI QA 2	
2	Insertion Loss	1.2 dB MAXIMUM (ABOVE 9.03 dB SPLIT)	0.81 dB See Plot		
3	VSWR	1.40:1 MAXIMUM	1.21:1 See Plot		
4	Isolation	20 dB MINIMUM	23.1 dB See Plot		
5	Amplitude Balance	±0.5 dB MAXIMUM	0.04 dB See Plot		
6	Phase Balance	±5° MAXIMUM	+0.88° Max -0.41° Min		
7	Power Handling	FORWARD 30 WATT MAXIMUM REVERSED 1 WATT MAXIMUM	See Typical Characteristics		
8	Impedance	50Ω	Pass		PMI QA 2

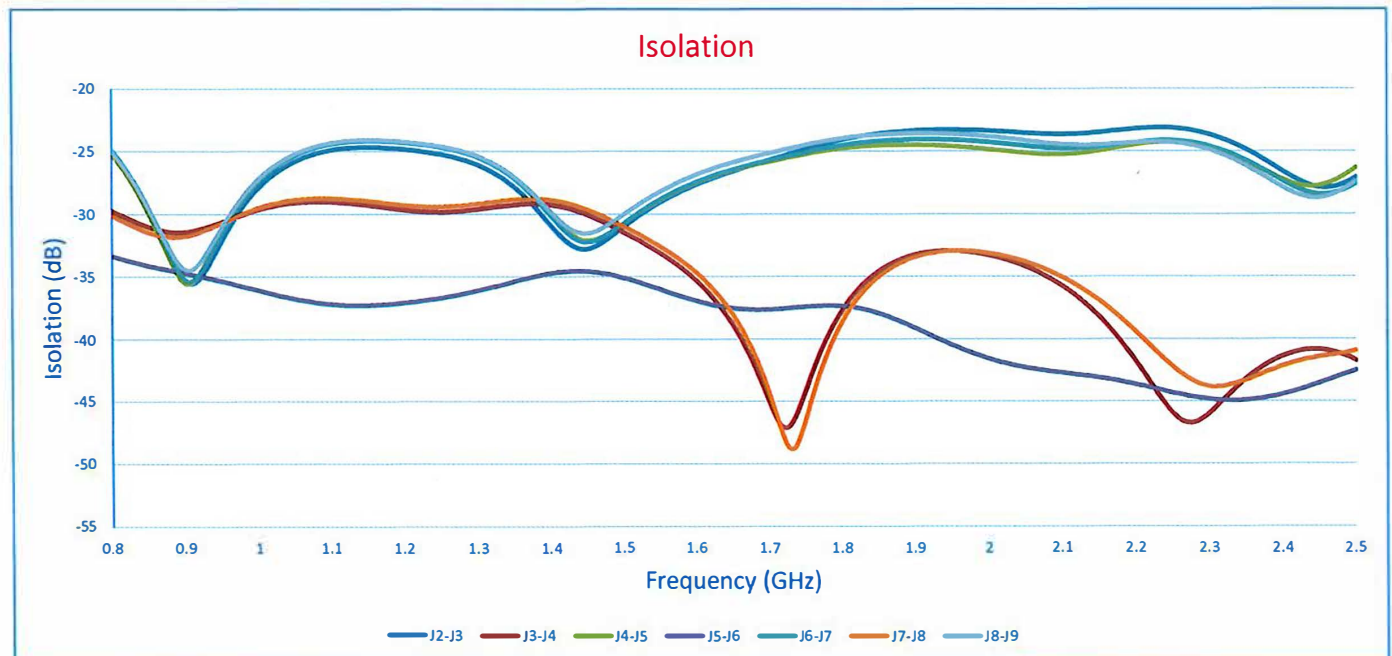
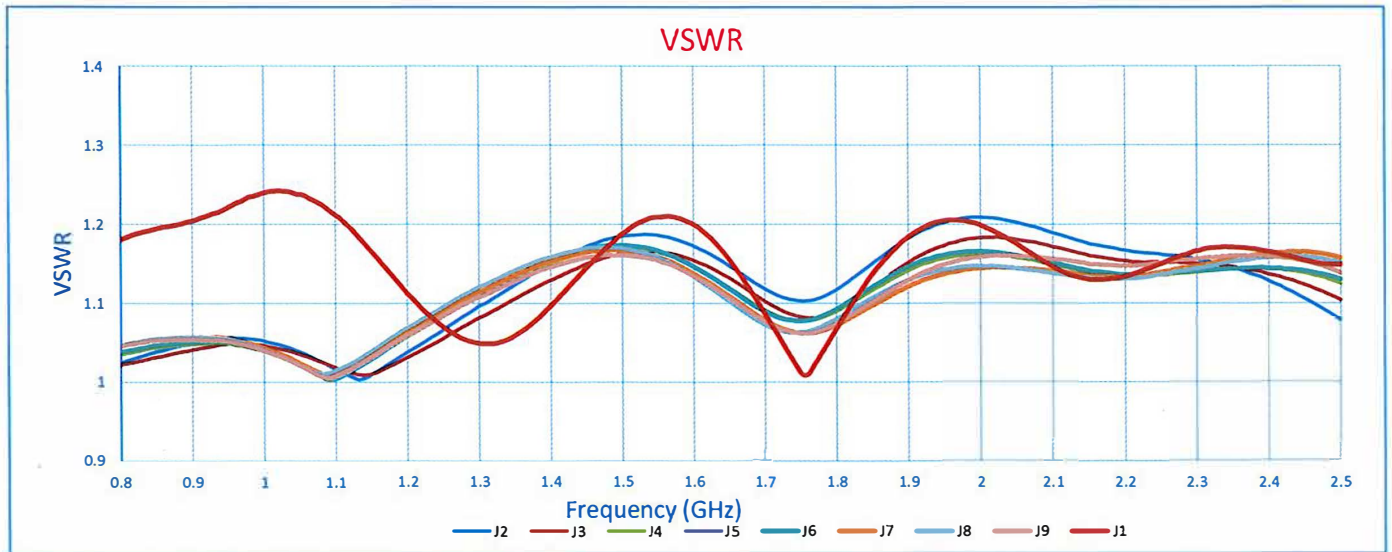
Note: Amplitude and phase balance are relative to J2 Port.

QA/QC Approval:  PMI QA 2

Date: 8/23/2022

SUMMARY TEST DATA ON APD-8-800M2D5G-SFF-30W

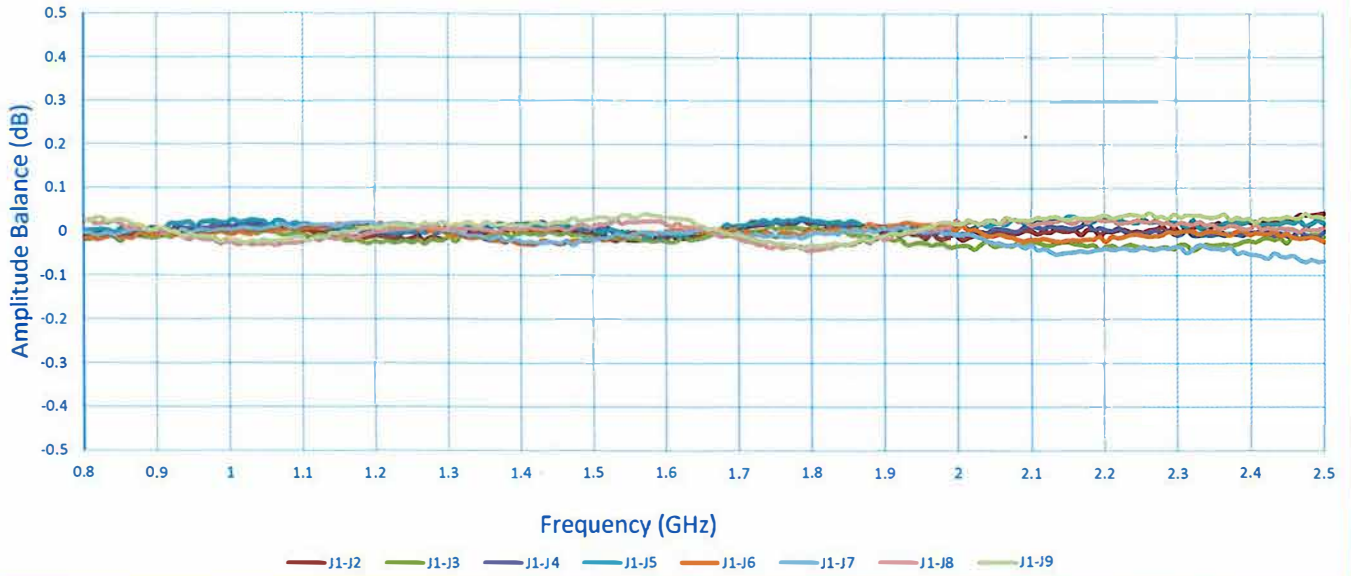
23879



SUMMARY TEST DATA ON APD-8-800M2D5G-SFF-30W

23879

Amplitude Balance



Phase Balance

