

SUMMARY TEST DATA ON PVVAN-2040-60-MP

Customer: _____ Tested By: K. Mansfield
 Job No: _____ Date: Thursday, January 26, 2023
 Model No: _____ Temperature: +25° C
 Serial No: 34106 Drawing No: 27622574 Rev: A1

TEST ITEM NO.	PARAMETERS	SPECIFIED VALUE	Test Results	QA QC
1	Frequency Range:	2.0 GHz to 4.0 GHz	2.0 GHz to 4.0 GHz	PMI QA2
2	Mean Attenuation Range:	60 dB	63.4 dB	
3	Insertion Loss:	2.0 dB Max.	1.94 dB See Plot	
4	VSWR:	2.0:1 Max	1.41:1 See Plot	
5	Power Rating:	+20 dBm (Operating) +30 dBm (Survival)	See Typical Characteristics	
6	Attenuation Flatness:	±0.45 dB @ 10 dB ±0.80 dB @ 20 dB ±1.50 dB @ 40 dB ±1.60 dB @ 60 dB Typical	±0.21 dB @ 10 dB ±0.56 dB @ 20 dB ±1.1 dB @ 40 dB ±1.52 dB @ 60 dB See Plot	
7	Switching Time:	500 ns Max.	See Typical Characteristics	
8	Control:	10 dB / Volt Analog Controlled	10 dB / Volt	
9	Power Supply:	+12 V to +15 V @ 125 mA Max. -12 V to -15 V @ 50 mA Max.	+15 V @ 36 mA -15 V @ 0 mA	PMI QA2

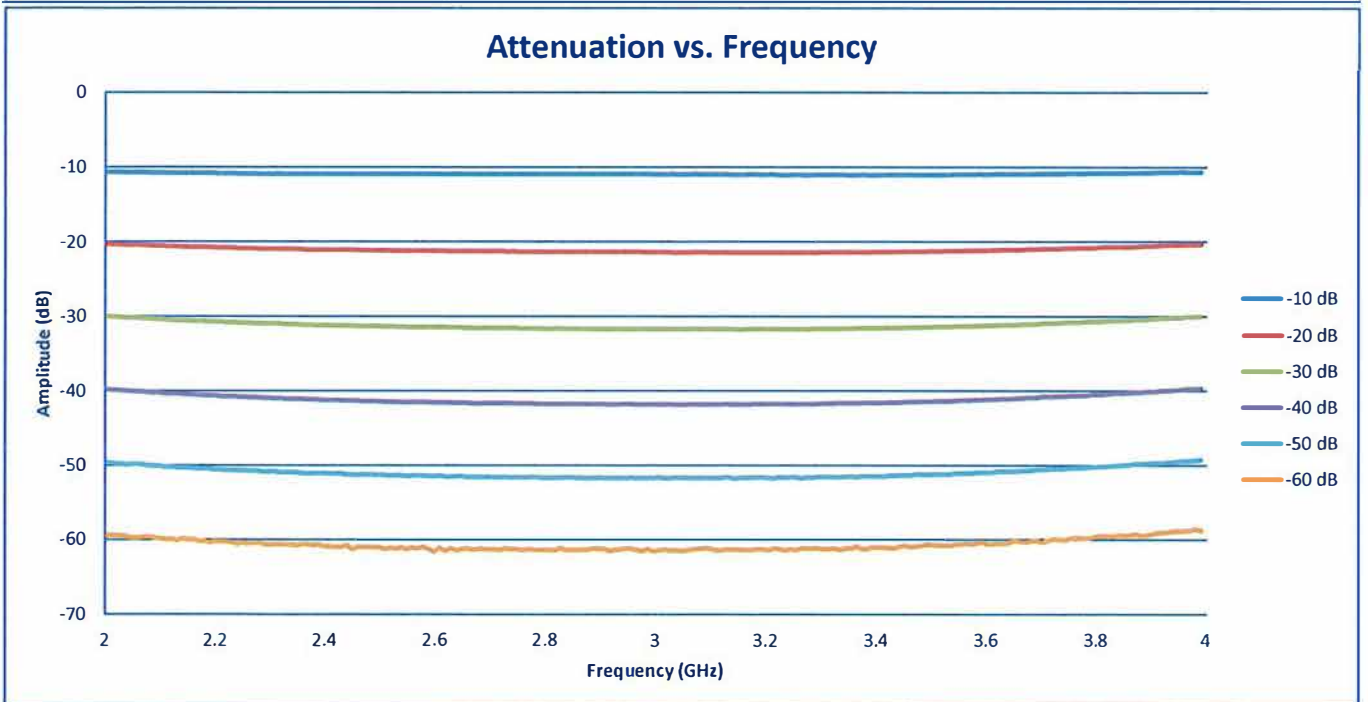
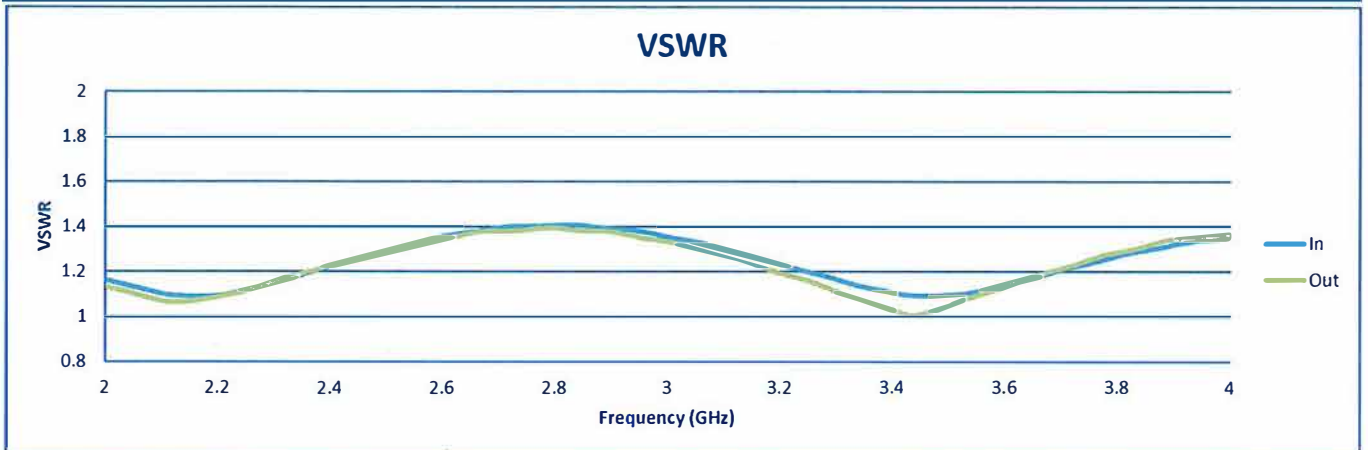
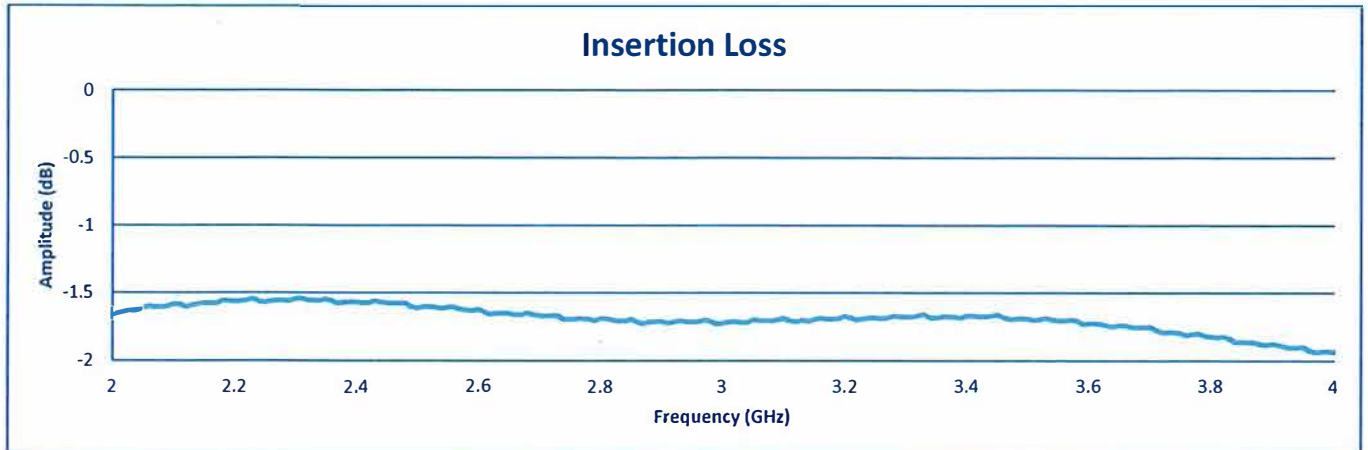
QA/QC Approval: 

PMI
QA2

Date: 1/27/2023

SUMMARY TEST DATA ON PVVAN-2040-60-MP

34106



SUMMARY TEST DATA ON PVVAN-2040-60-MP

34106

