

**SUMMARY TEST DATA
ON
P3T-8G12G-70-T-SFF**

Customer: _____
 SO No: _____
 Model No: P3T-8G12G-70-T-SFF
 Serial No: 34211
 Part No: _____

Tested By: L. McGraw
 Temperature: 25°C
 Date: 7/7/2023
 Drawing No: 27026602 Rev: A1

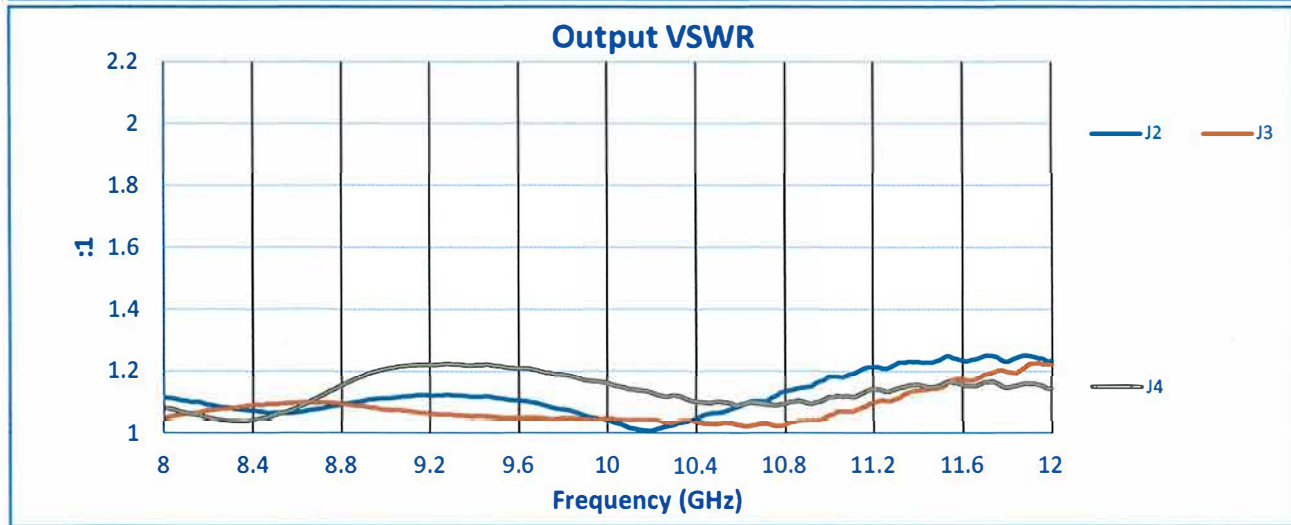
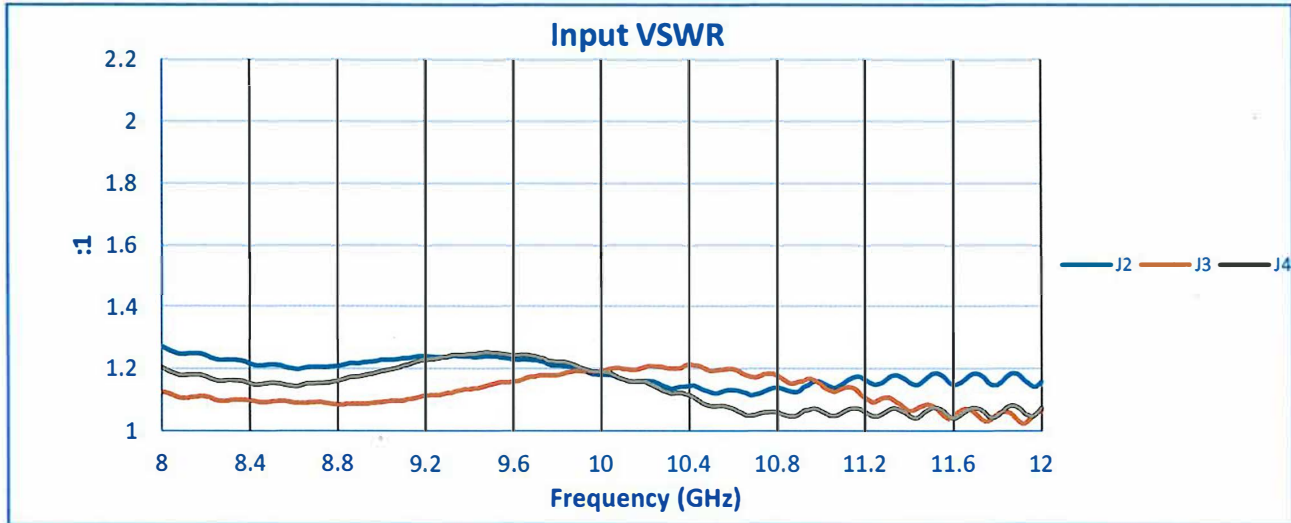
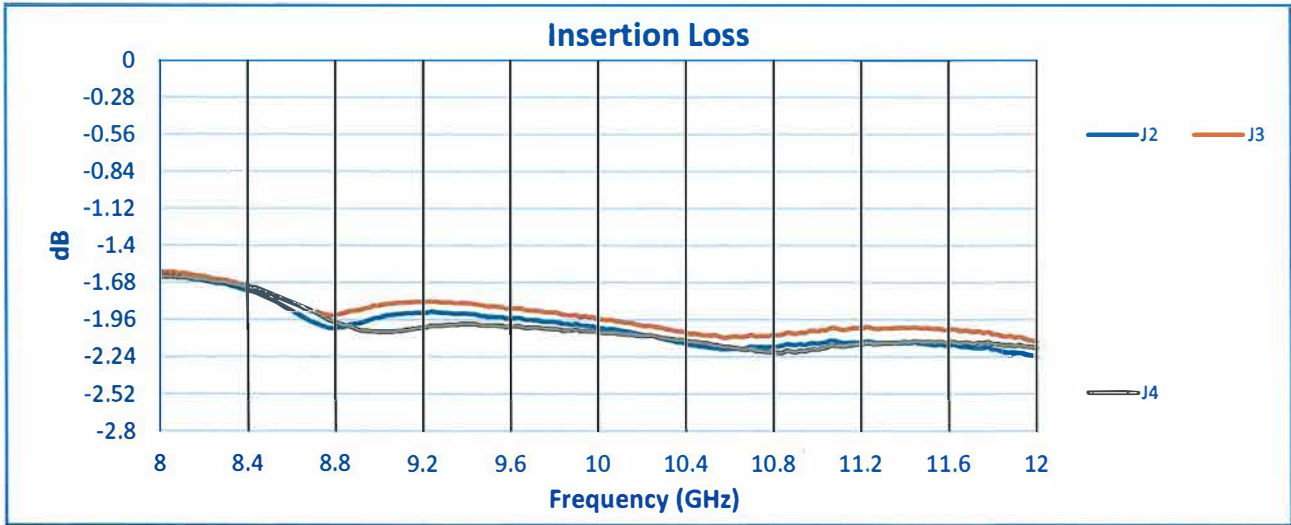
TEST ITEM NO.	PARAMETERS	SPECIFIED VALUE	TEST RESULTS	QA QC
1	Frequency Range	8 GHz to 12 GHz	8 GHz to 12 GHz	PMI QA2
2	Impedance	50 Ω	Pass	
3	Operating Power CW	20 dBm Max	Pass See Typical Characteristics	
4	Survival Power CW	30 dBm Max	Pass See Typical Characteristics	
5	VSWR: In/Out	1.8 dB Typ.	1.27:1 In 1.42:1 Out	
6	Insertion Loss	2.8 dB Max.	2.24 dB	
7	Isolation	70 dB Min.	77.1 dB	
8	Switching Speed Max	100 ns Max.	Pass See Typical Characteristics	
9	Power Supply	5 V @ 150 mA Typ -15 V @ 100 mA Typ	5 V @ 78 mA -15 V @ 68 mA	
10	Control Signal	TTL LOGIC '0' : Insertion Loss '1' : Isolation	Pass	PMI QA2

QA/QC Approval:  PMI QA2

Date: 7/13/2023

SUMMARY TEST DATA
ON
P3T-8G12G-70-T-SFF

34211



SUMMARY TEST DATA
ON
P3T-8G12G-70-T-SFF

34211

