

# SUMMARY TEST DATA ON P2T-1G18G-65-T-SFF

Customer: \_\_\_\_\_  
 SO No: \_\_\_\_\_  
 Model No: P2T-1G18G-65-T-SFF  
 Serial No: 34235  
 Part No: \_\_\_\_\_

Tested By: K Craven  
 Temperature: 25 °C  
 Date: 9/20/2023  
 Drawing No: 27626502 Rev: A1

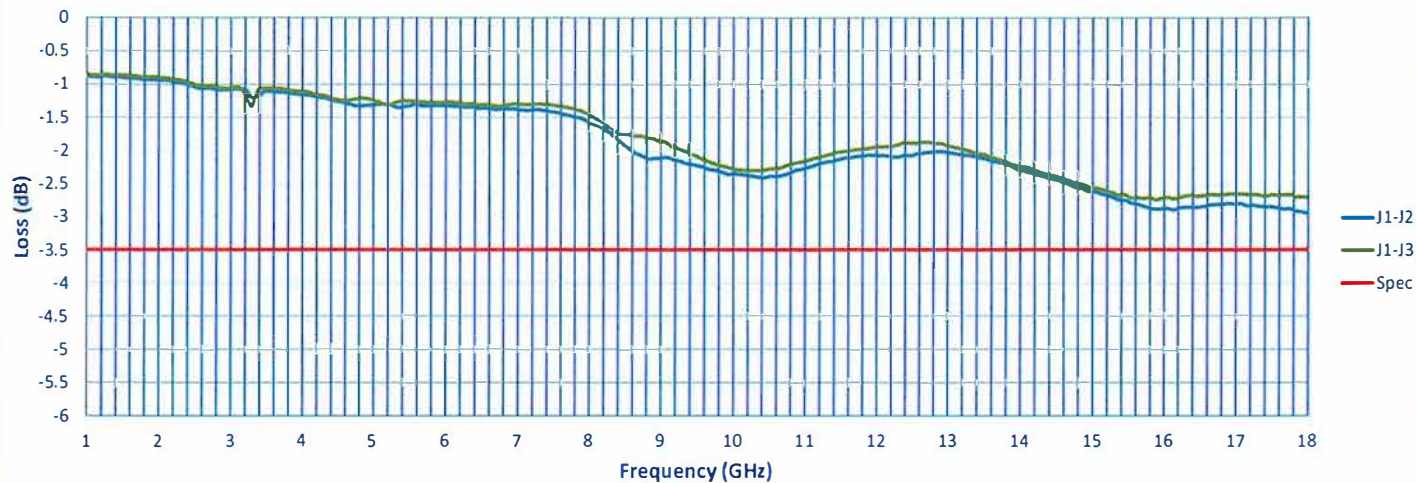
TEST ITEM NO.	PARAMETERS	SPECIFIED VALUE	TEST RESULTS	QA QC
1	Frequency Range:	1.0 TO 18.0 GHz	1.0 TO 18.0 GHz	PMI QA1
2	Insertion Loss:	3.5 dB Max	2.89 dB See Graph	PMI QA1
3	Isolation:	65 dB Typ	83.41 dB See Graph	
4	VSWR:	2.0:1 Max.	1.92:1 See Graph	
5	Input Power:	+30dBm Max (Survival) +20dBm Max (Operating)	Pass See Typical Characteristics	
6	Switching Speed:	100 ns Max	Pass See Typical Characteristics	
7	Impedance:	50 Ω	Pass	
8	DC Supply:	+5 VDC @ 100 mA Typ. -15 VDC @ 100 mA Typ.	+5 VDC @ 40 mA -15 VDC @ 60 mA	
9	Control Signal:	Logic Table		
		CTL1	Function	
		0	J1-J2 low Loss	
1	J1-J3 Low loss			
			Pass	PMI QA1

QA/QC Approval:  PMI QA1

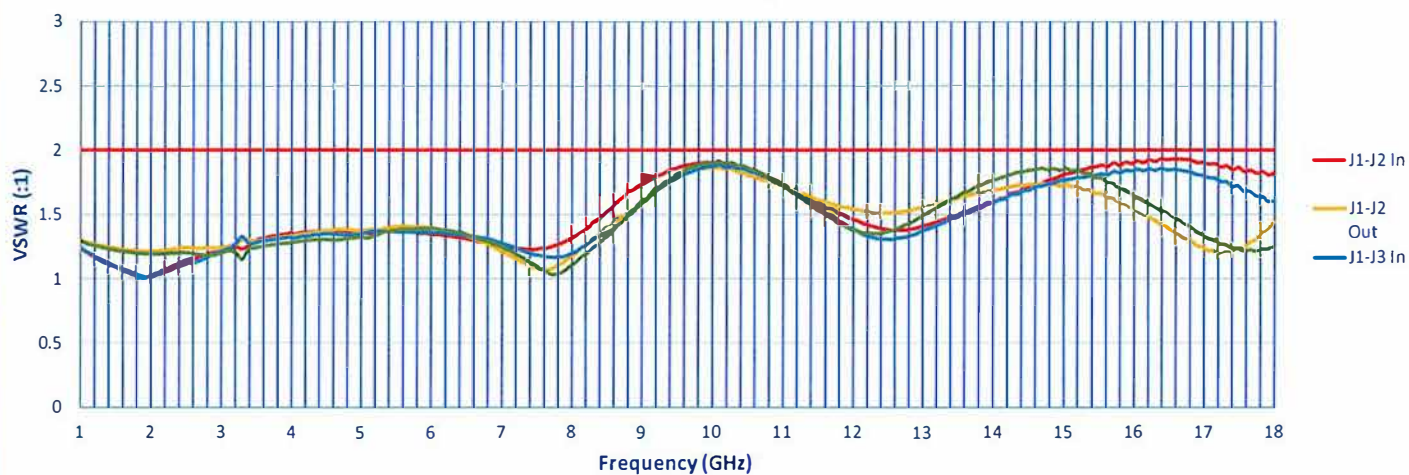
Date: 9/21/23

# SUMMARY TEST DATA ON P2T-1G18G-65-T-SFF

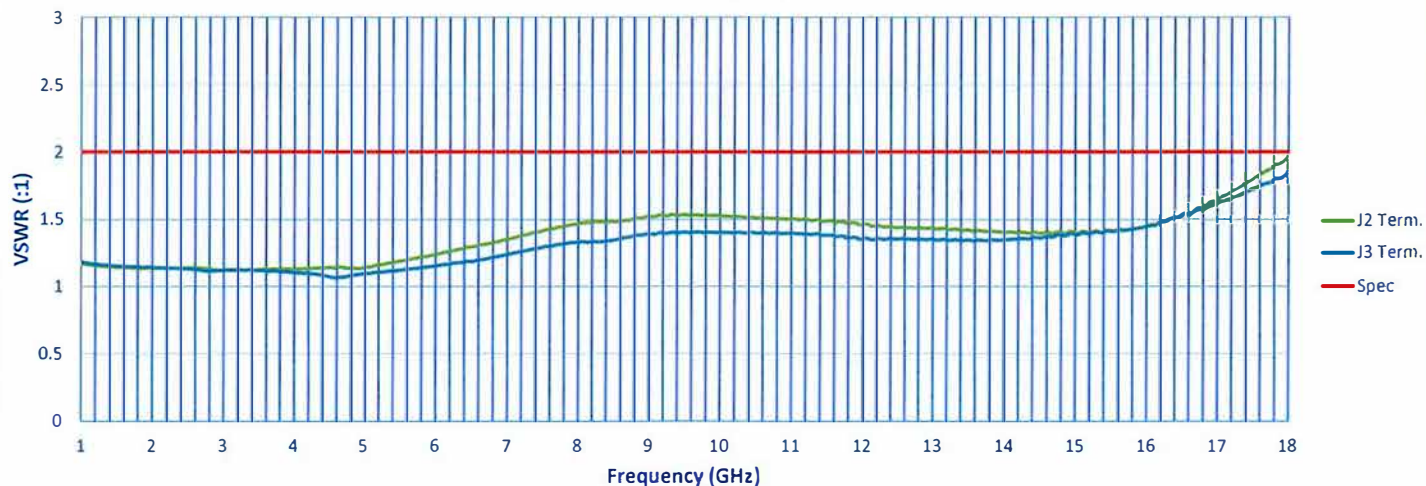
Insertion Loss



VSWR (On)



VSWR (Off)



# SUMMARY TEST DATA ON P2T-1G18G-65-T-SFF

