

**SUMMARY TEST DATA  
ON  
P2T-1G18G-65-T-SFF**

Customer: \_\_\_\_\_  
 SO No: \_\_\_\_\_  
 Mdel No: P2T-1G18G-65-T-SFF  
 Serial No: 44332

Tested By: BU/SC  
 Temperature: 25°C  
 Date: 2/13/2024  
 Drawing No: 27026502      Rev: A1

TEST ITEM NO.	PARAMETERS	SPECIFIED VALUE	TEST RESULTS	QA QC	
1	Frequency Range	1 GHz to 18 GHz	1 GHz to 18 GHz	P:11 QA2	
2	Impedance	50 Ω	Pass		
3	Input Power	20 dBm CW Max Operating 30 dBm CW Max Survival	Pass See Typical Characteristics		
4	VSWR: In	2:1 Max.	1.84:1 In		
5	Insertion Loss	3.5 dB Max.	3.16 dB		
6	Isolation	65 dB Typ.	73.8 dB		
7	Switching Speed Max	100 ns Max.	Pass See Typical Characteristics		
8	Power Supply	5 V @ 100 mA Typ -15 V @ 100 mA Typ	5 V @ 43 mA -15 V @ 55 mA		
9	Control Signal	TTL LOGIC '0': J1-J2 Low Loss '1': J1-J3 Low Loss	Pass		P:11 QA2

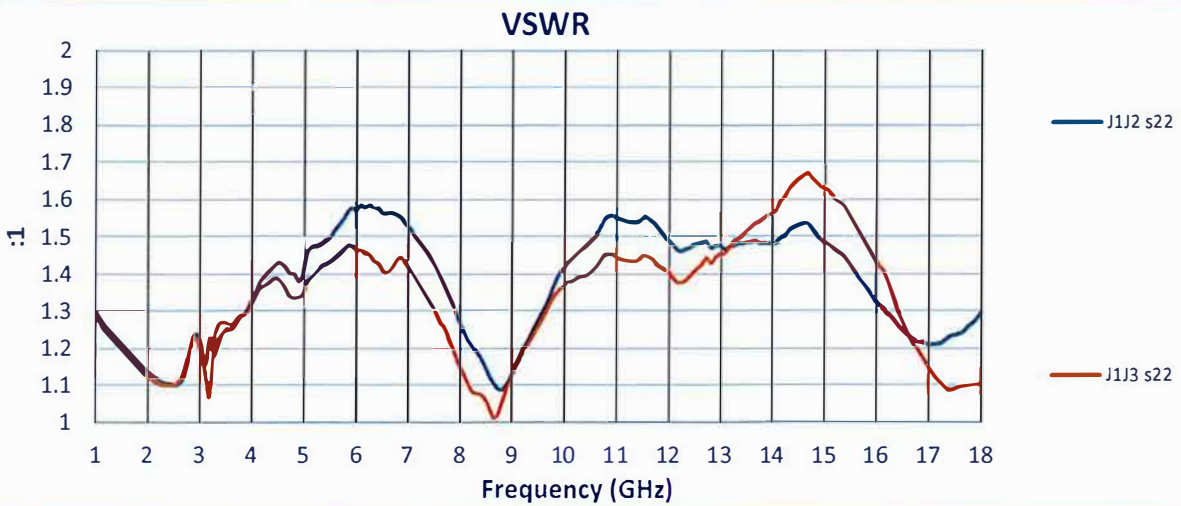
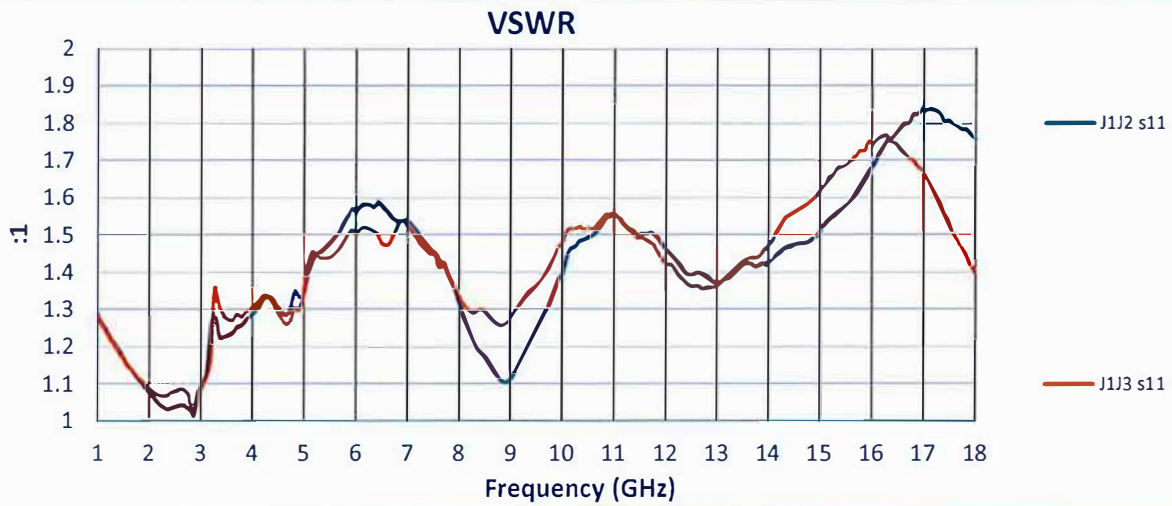
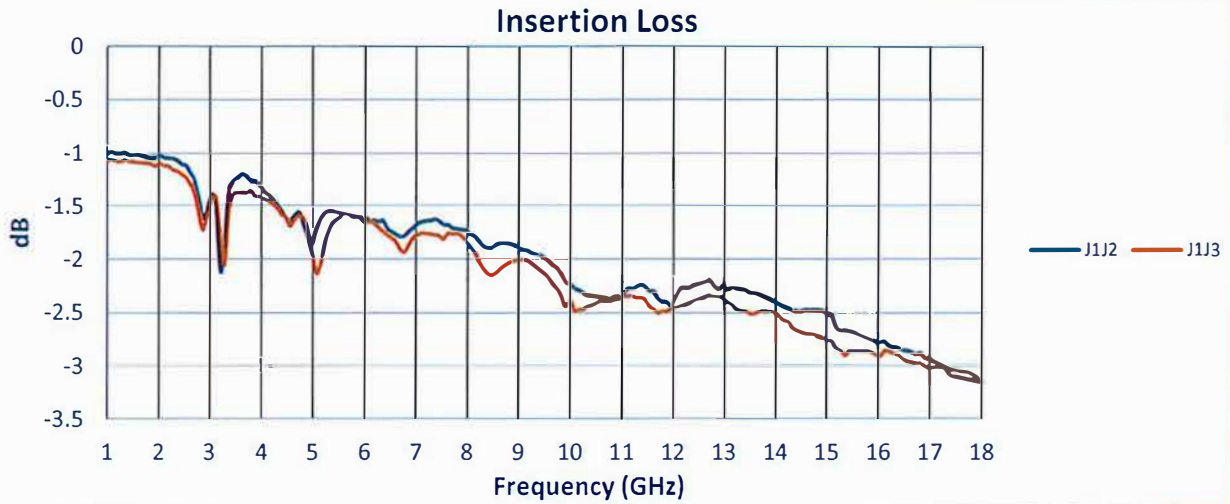
QA/QC Approval:       P:11  
QA2

Date: 2/13/2024

7309-A Grove Road Frederick, MD 21704 USA Phone: (301)662-5019 Fax: (301)662-1731  
 Email: sales@quanticpmi.com

SUMMARY TEST DATA  
ON  
P2T-1G18G-65-T-SFF

V44332



7309-A Grove Road Frederick, MD 21704 USA Phone: (301)662-5019 Fax: (301)662-1731  
Email: sales@quanticpmi.com

SUMMARY TEST DATA  
ON  
P2T-1G18G-65-T-SFF

44332

