

**SUMMARY TEST DATA
ON
P1T-12G18G-65-T-SFF**

Customer: _____
 SO No: _____
 Model No: P1T-12G18G-65-T-SFF
 Serial No: 51455

Tested By: A. Mousavi
 Temperature: 25°C
 Date: 2/13/2025
 Drawing No: 27626383 Rev: A1

TEST ITEM NO.	PARAMETERS	SPECIFIED VALUE	TEST RESULTS	QA QC
1	Frequency Range	12 GHz to 18 GHz	12 GHz to 18 GHz	PMI QA4
2	Impedance	50 Ω	Pass	
3	Input Power	+20 dBm Max Operating +30 dBm Max Survival	Pass See Typical Characteristics	
4	VSWR	2:1 Max.	1.76:1 In	
5	Insertion Loss	2.8 dB Max.	2.32 dB	
6	Isolation	65 dB Min.	74.3 dB	
7	Switching Speed	50 ns Max.	Pass See Typical Characteristics	
8	Power Supply	5 V @ 20 mA Typ -15 V @ 40 mA Typ	5 V @ 10 mA -15 V @ 60 mA	
9	Control Signal	TTL LOGIC '0' : Insertion Loss '1' : Isolation	Pass	

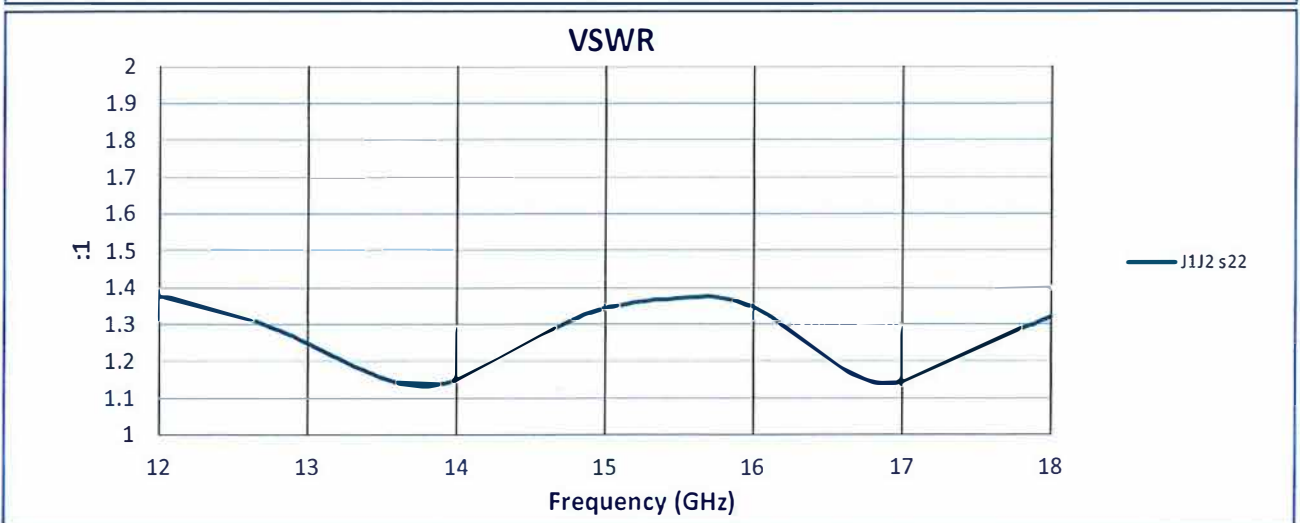
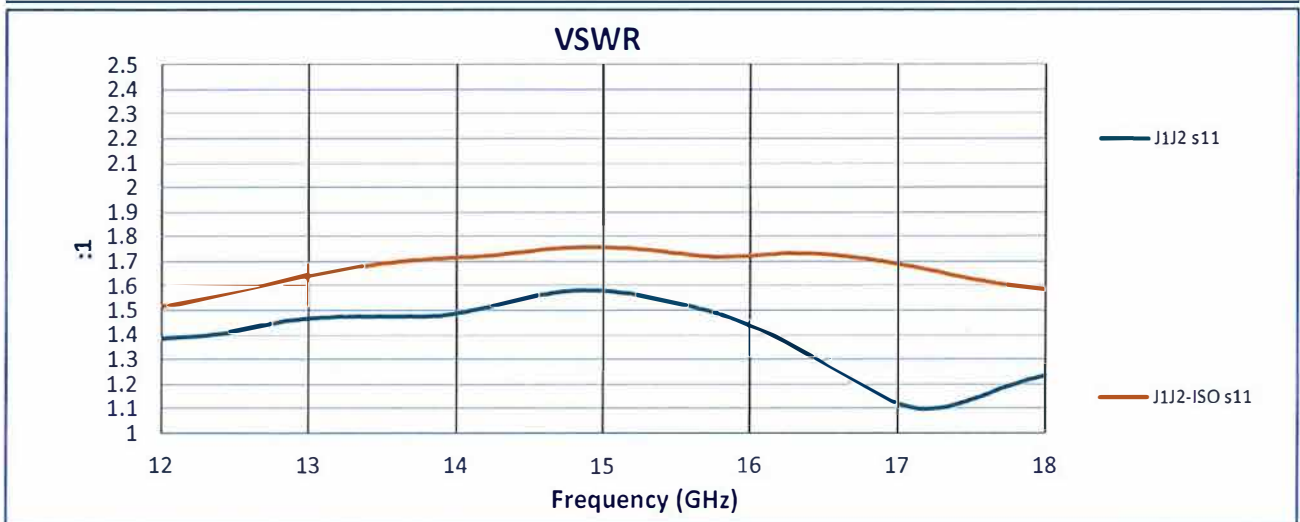
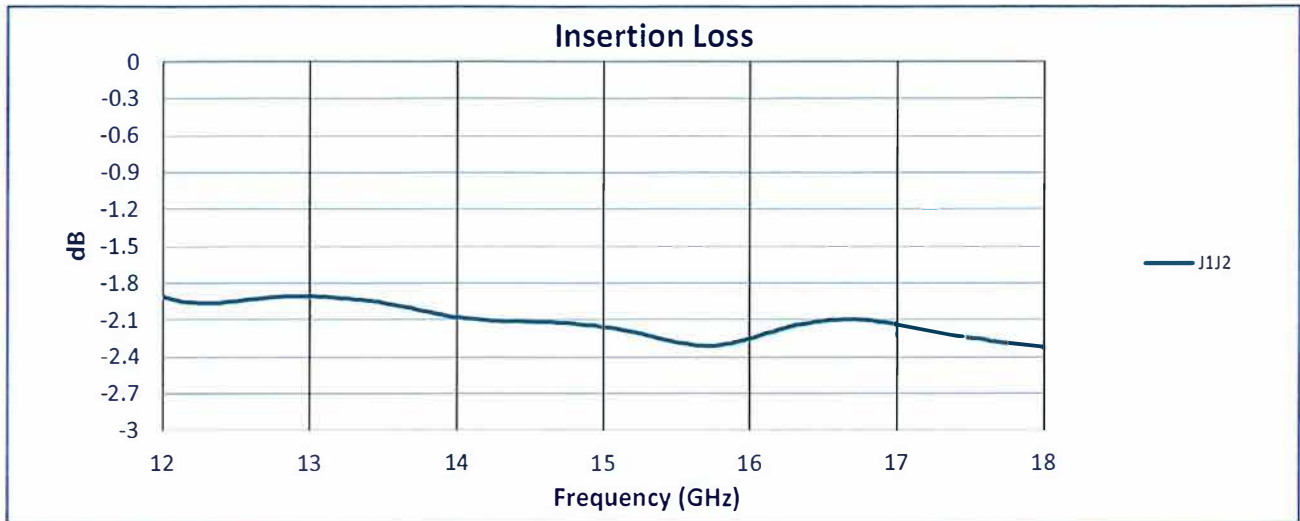
QA/QC Approval: *Camryn Kelly*

Date: 2/18/25

7309-A Grove Road Frederick, MD 21704 USA Phone: (301)662-5019 Fax: (301)662-1731
 Email: sales@quanticpmi.com

SUMMARY TEST DATA
ON
P1T-12G18G-65-T-SFF

51455



7309-A Grove Road Frederick, MD 21704 USA Phone: (301)662-5019 Fax: (301)662-1731
Email: sales@quanticpmi.com

SUMMARY TEST DATA
ON
P1T-12G18G-65-T-SFF

51455

