SUMMARY TEST DATA
ON
DTA-18G40G-30-CD-2

Customer:

Job No:

Model No:

Serial No: 54582

Tested By: K. Mansfield

Date: Thursday, January 2, 2025

Temperature: +25° C

Drawing No: 27615996 Rev: A1

TEST ITEM No.	PARAMETERS	SPECIFIED VALUE	PASS/FAIL	QA QC
1	Frequency Range:	18 GHz – 40 GHz	18 GHz – 40 GHz	PMI QA4
2	Mean Attenuation Range:	30 dB	30 dB	
3	Insertion Loss:	6.0 dB Typ.	7 dB See Plot	
4	VSWR:	2.5:1 Max.	1.9:1 See Plot	
5	Flatness:	±1.5 dB Typ.	±2.41 dB See Plot	
6	Accuracy of Attenuation:	± 2.0 dB Typ.	±0.12 dB See Plot	
7	Power Handling Capability:	+24 dBm CW Max.	See Typical Characteristics	
8	Input 1 dB Compression:	+10 dBm Typ.	See Typical Characteristics	
9	Switching Time:	On Time 1 us Max. Off Time 0.5 us Max.	See Typical Characteristics	
10	Power Supply:	+15 V @ 100 mA Max.	37 mA	PMI QA4

Programed Attenuation	Attenuation	Accuracy of Attenuation	Flatness dB
dB	dB	dB	±dB
1.00	0.99	0.01	0.10
2.00	1.95	0.05	0.17
4.00	3.91	0.09	0.31
8.00	7.91	0.09	0.57
16.00	15.93	0.07	1.01

Programed Attenuation	Attenuation	Accuracy of Attenuation	Flatness dB
dB	dB	dB	±dB
10.00	9.90	0.10	0.64
15.00	14.93	0.07	0.92
20.00	20.00	0.00	1.41
25.00	25.05	-0.05	1.92
30.00	30.10	-0.10	2.41

QA/QC Approval: Cameron Kelly

Date: 2/10/25

54582
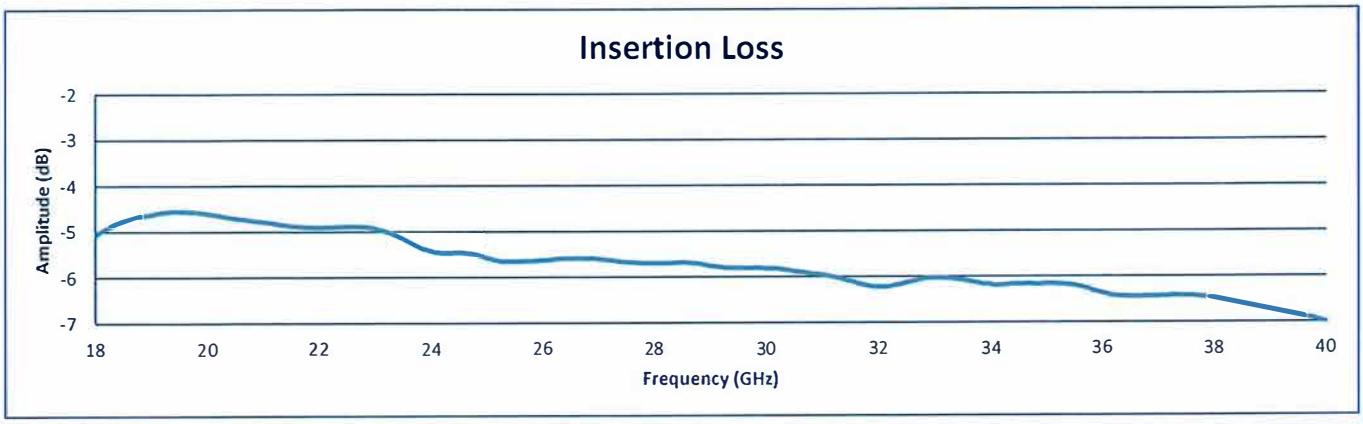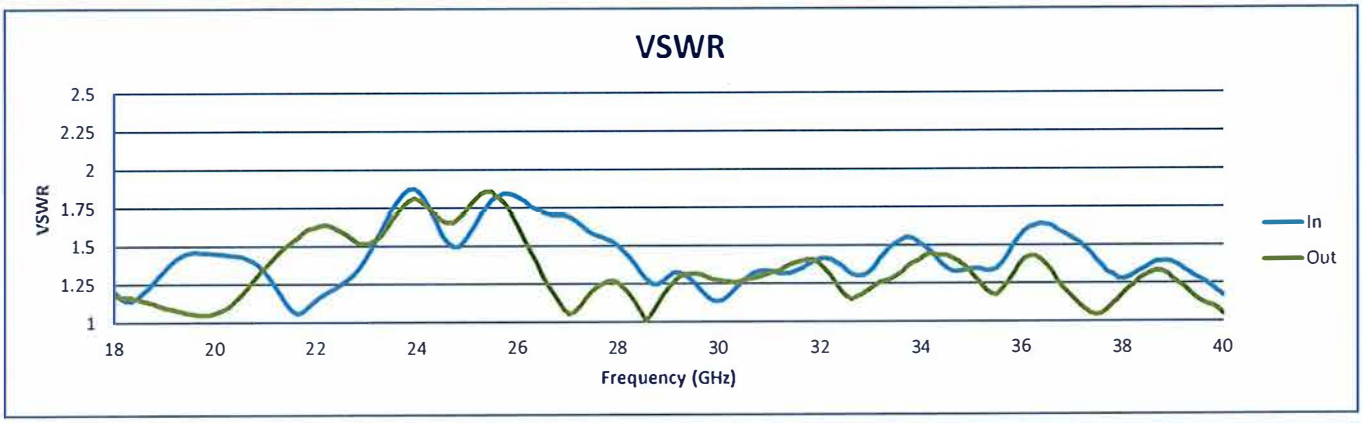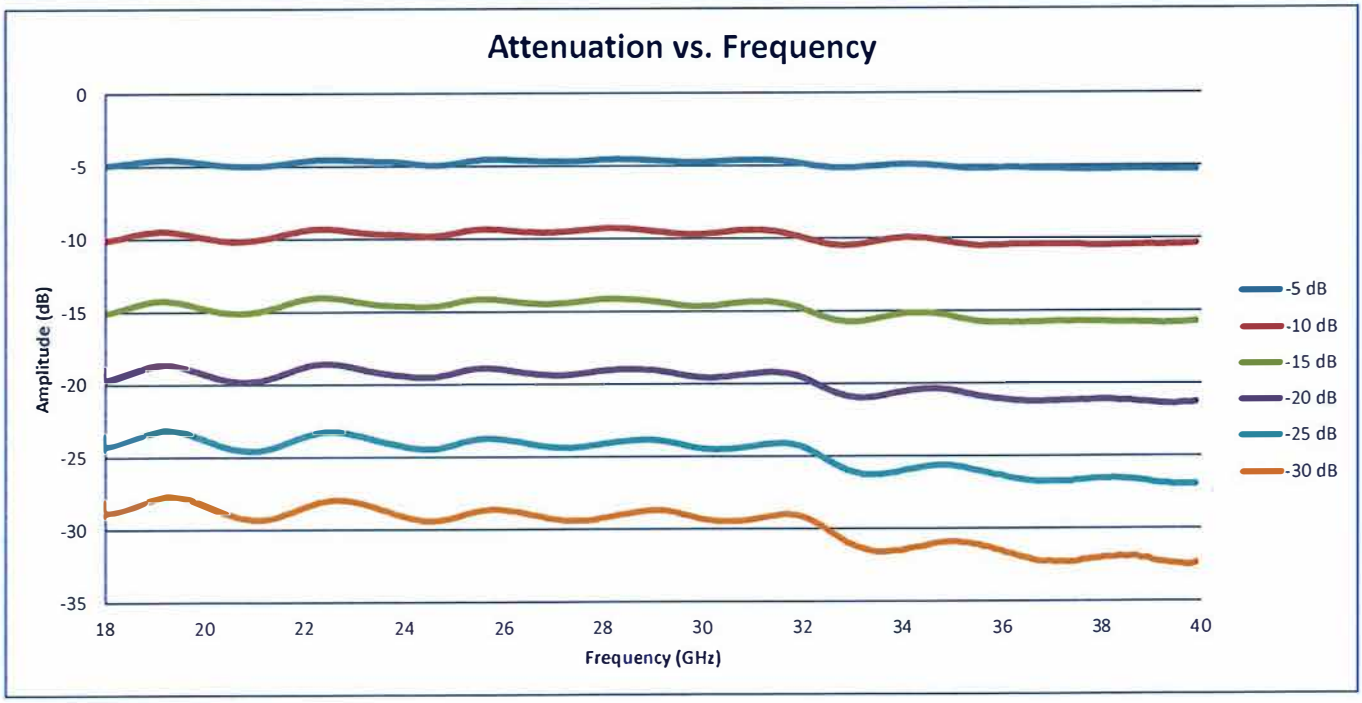
SUMMARY TEST DATA
ON
DTA-18G40G-30-CD-2