

**SUMMARY TEST DATA
ON
P2T-1G18G-65-T-SFF**

Customer: _____
 SO No: _____
 Model No: P2T-1G18G-65-T-SFF
 Serial No: 54662

Tested By: Darwin M.C.
 Temperature: 25°C
 Date: 3/26/2025
 Drawing No: 27026502 Rev: A1

TEST ITEM NO.	PARAMETERS	SPECIFIED VALUE	TEST RESULTS	QA QC
1	Frequency Range	1 GHz to 18 GHz	1 GHz to 18 GHz	PMI QA4
2	Impedance	50 Ω	Pass	
3	Input Power	20 dBm CW Max Operating 30 dBm CW Max Survival	Pass See Typical Characteristics	
4	VSWR: In	2:1 Max.	1.71:1 In	
5	Insertion Loss	3.5 dB Max.	2.94 dB	
6	Isolation	65 dB Typ.	66.8 dB	
7	Switching Speed Max	100 ns Max.	Pass See Typical Characteristics	
8	Power Supply	5 V @ 100 mA Typ -15 V @ 100 mA Typ	5 V @ 43 mA -15 V @ 55 mA	
9	Control Signal	TTL LOGIC '0' : J1-J2 Low Loss '1' : J1-J3 Low Loss	Pass	PMI QA4

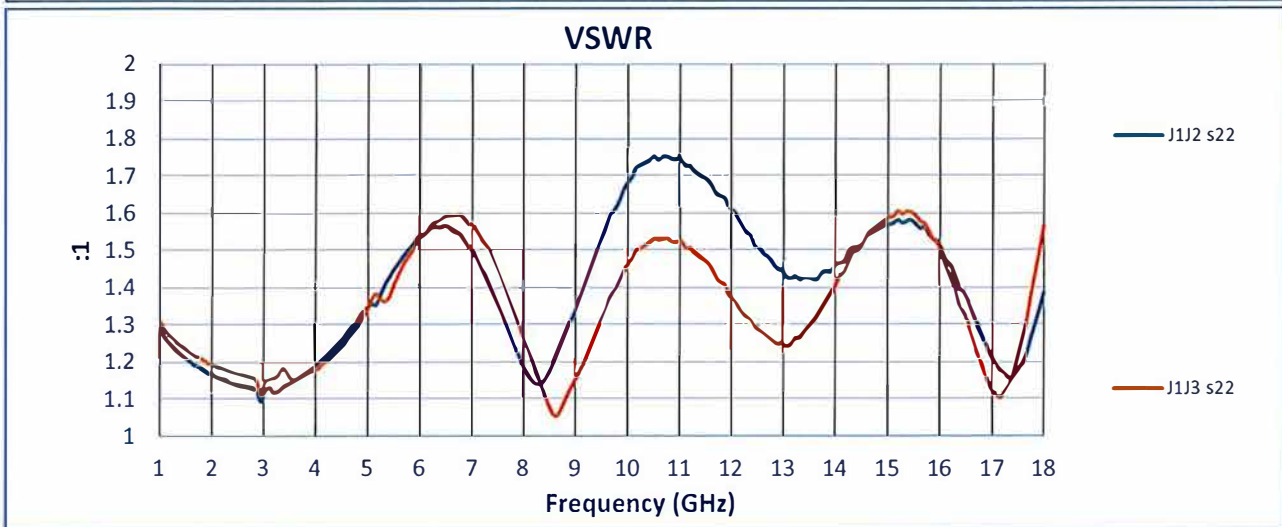
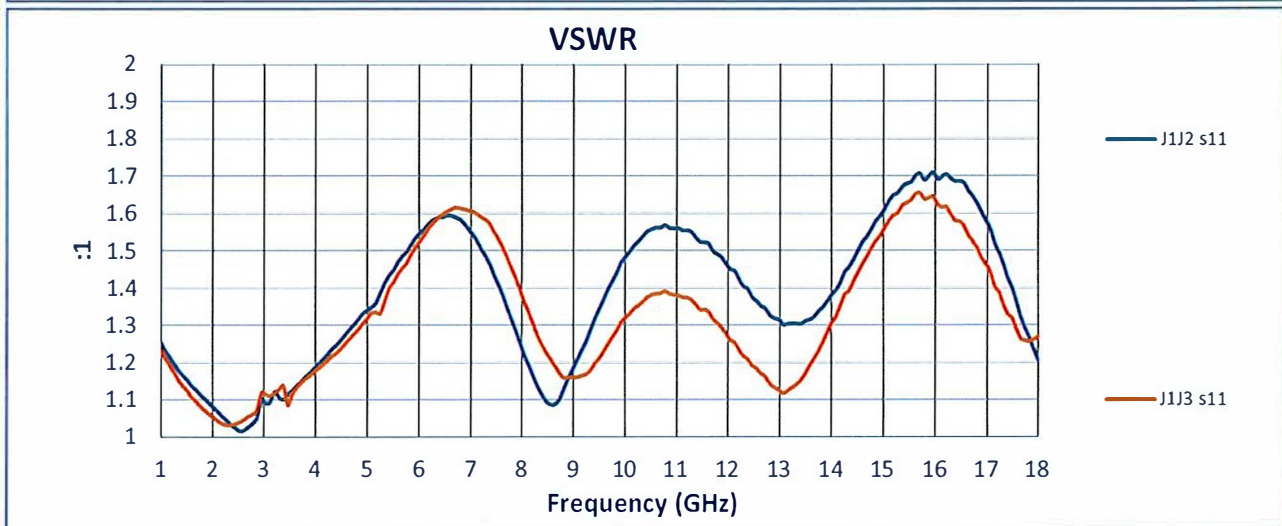
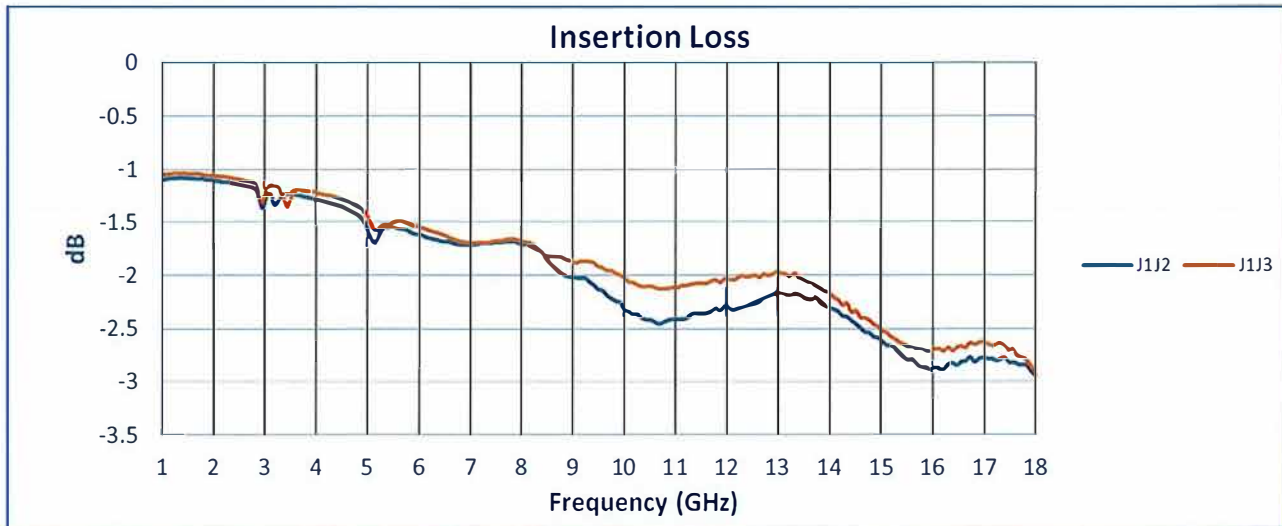
QA/QC Approval: *Cummary Kelly*

Date: 3/26/25

7309-A Grove Road Frederick, MD 21704 USA Phone: (301)662-5019 Fax: (301)662-1731
 Email: sales@quanticpmi.com

SUMMARY TEST DATA
ON
P2T-1G18G-65-T-SFF

54662



SUMMARY TEST DATA
ON
P2T-1G18G-65-T-SFF

54662

