

**SUMMARY TEST DATA
ON
P2T-12G18G-70-T-SFF**

Customer: _____
 SO No: _____
 Model No: P2T-12G18G-70-T-SFF
 Serial No: 54723
 Part No: _____

Tested By: A. Mousavi
 Temperature: 25°C
 Date: 6/19/2025
 Drawing No: 27626482 Rev: A1

TEST ITEM NO.	PARAMETERS	SPECIFIED VALUE	TEST RESULTS	QA QC
1	Frequency Range	12 GHz to 18 GHz	12 GHz to 18 GHz	PMI QA4
2	Impedance	50 Ω	Pass	
3	Input Power	20 dBm CW Max Operating 30 dBm CW Max Survival	Pass See Typical Characteristics	
4	VSWR: In/Out	2.0:1 dB Max.	1.96:1 In 2:1 Out	
5	Insertion Loss	3.5 dB Max.	3.48 dB	
6	Isolation	70 dB Min.	70 dB	
7	Switching Speed Max	100 ns Max.	Pass See Typical Characteristics	
8	Power Supply	5 V @ 100 mA Typ -15 V @ 100 mA Typ	5 V @ 40 mA -15 V @ 60 mA	

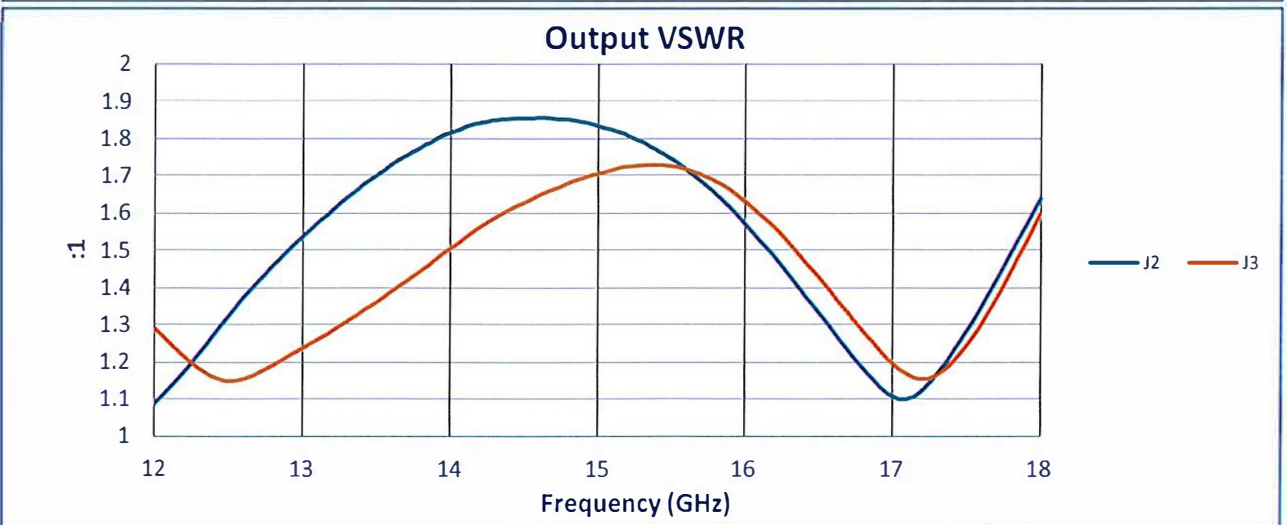
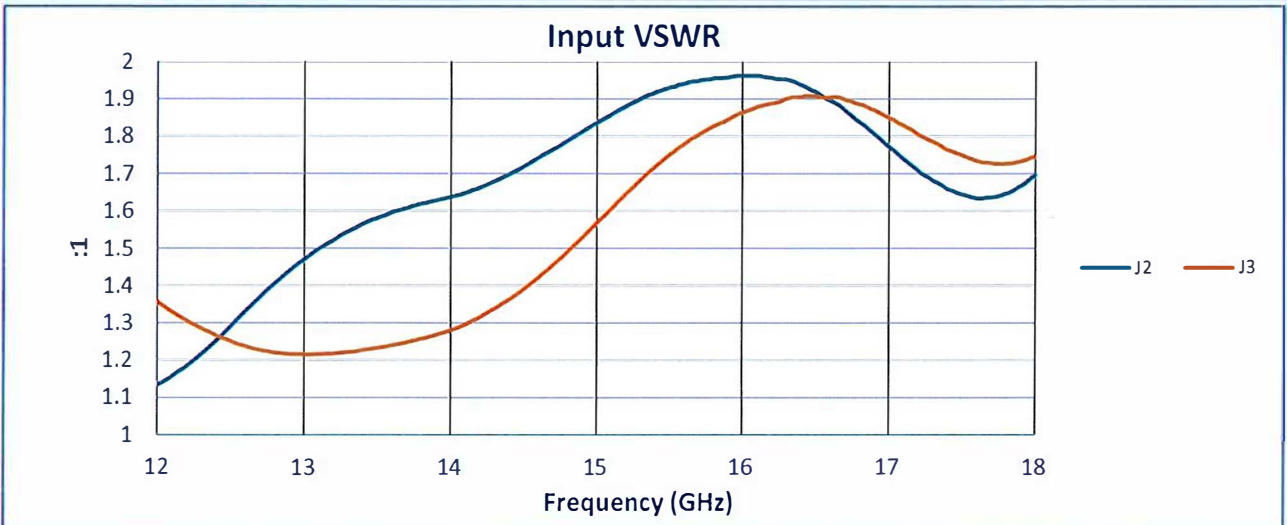
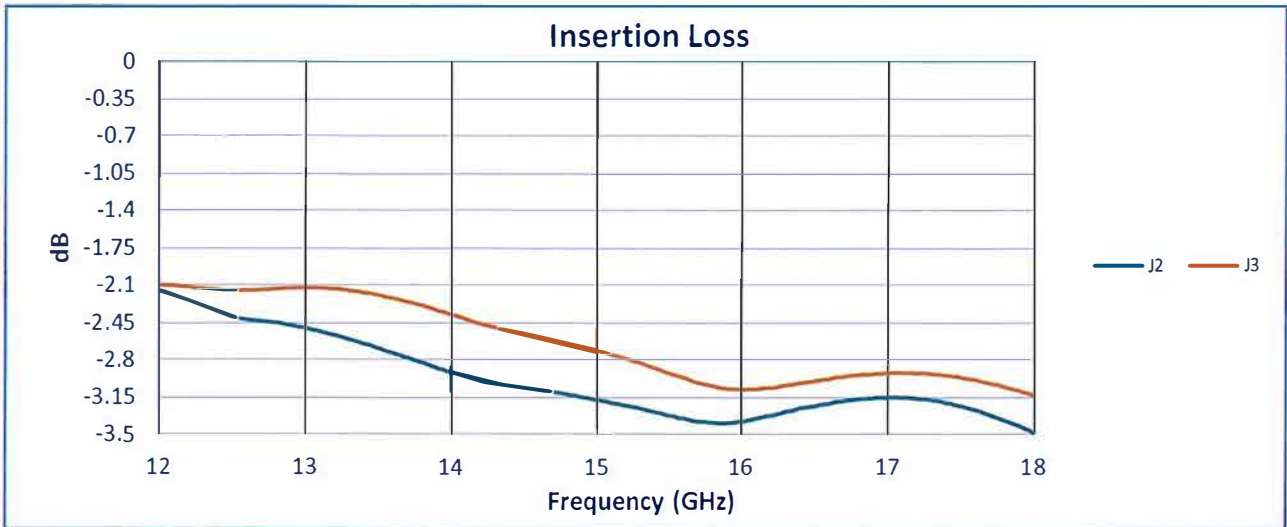
QA/QC Approval: *Carmen Kelly*

Date: 7/8/25

7309-A Grove Road Frederick, MD 21704 USA Phone: (301)662-5019 Fax: (301)662-1731
 Email: sales@pmi-rf.com

SUMMARY TEST DATA
ON
P2T-12G18G-70-T-SFF

54723



7309-A Grove Road Frederick, MD 21704 USA Phone: (301)662-5019 Fax: (301)662-1731
Email: sales@pmi-rf.com

SUMMARY TEST DATA
ON
P2T-12G18G-70-T-SFF

54723

