

**SUMMARY TEST DATA
ON
APD-2-500M2G-SFF-30W**

Customer: _____
 SO No: _____
 Model No: _____
 Serial No: 54829

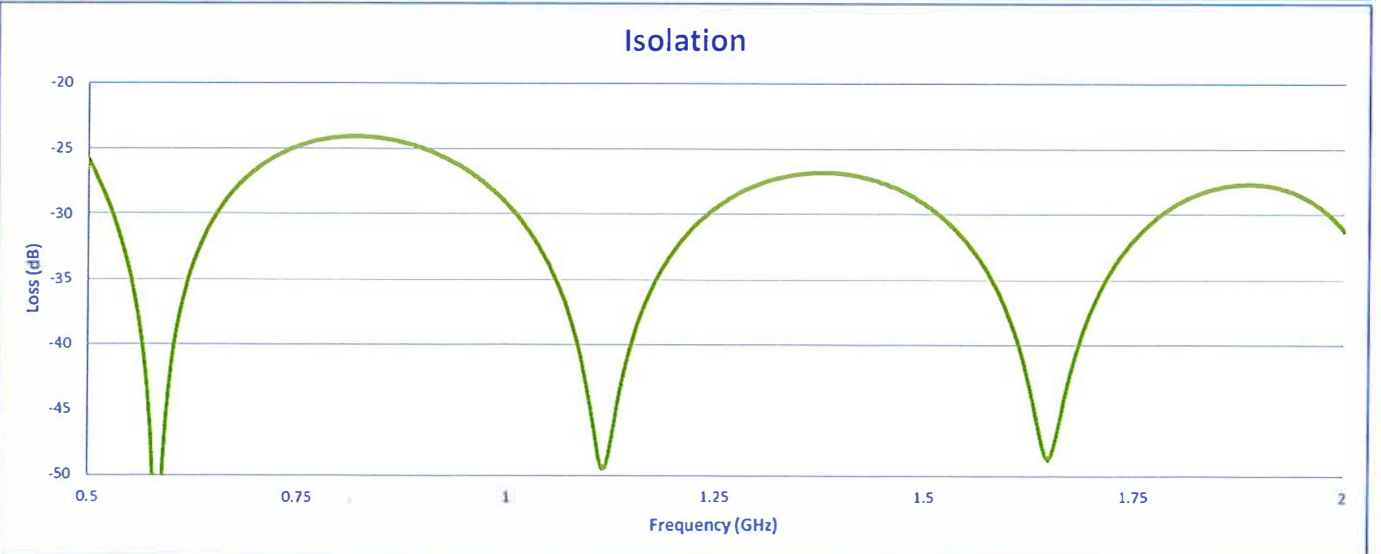
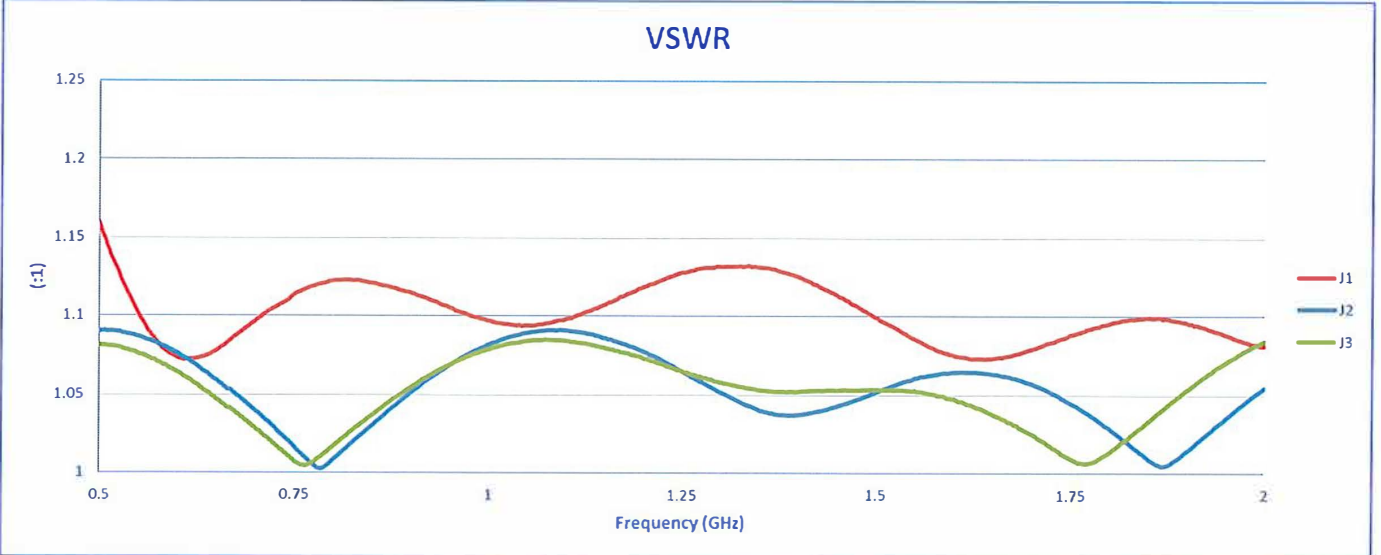
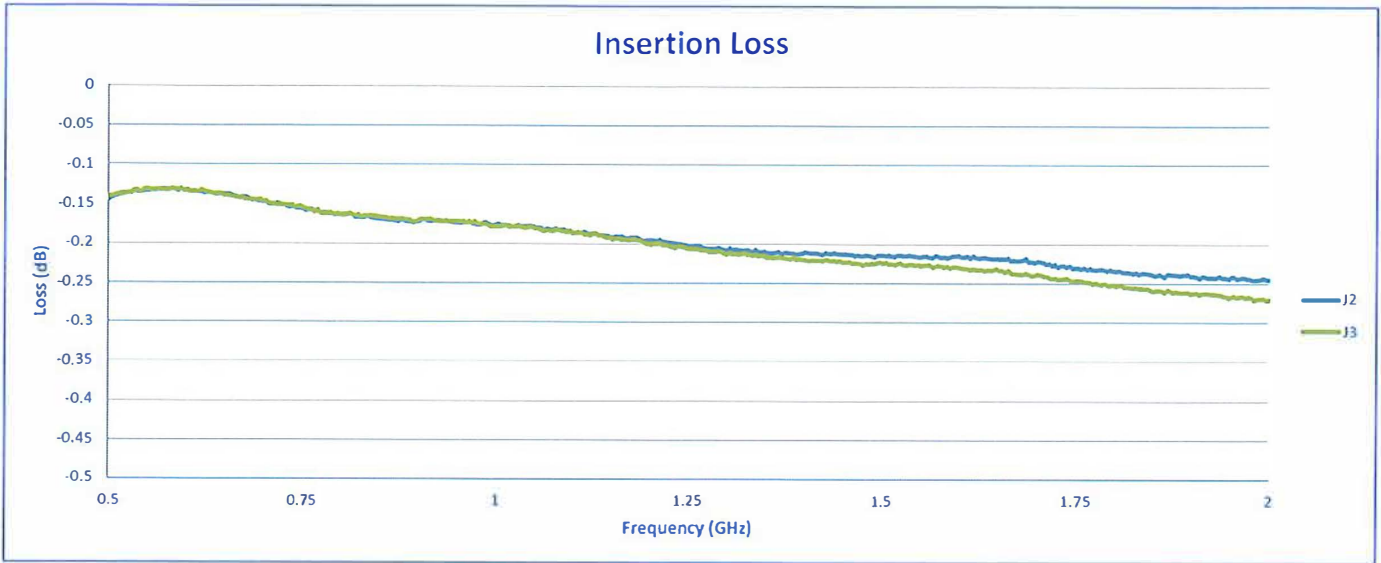
Tested By: K. Mansfield
 Temperature: +25°C
 Date: 8/25/2025
 Drawing No: 27625582 Rev: A1

TEST ITEM NO.	PARAMETERS	SPECIFIED VALUE	TEST RESULTS	QA QC
1	Frequency Range:	0.5 to 2.0 GHz	0.5 to 2.0 GHz	PMI QAS
2	Insertion Loss:	≤0.5 dB	0.27 dB See Plot	
3	VSWR:	Input ≤1.25:1 Output ≤1.20:1	1.16:1 1.09:1 See Plot	
4	Isolation:	20 dB Min.	24.08 dB See Plot	
5	Amplitude Balance:	±0.2 dB	0.03 dB See Plot	
6	Phase Balance:	±2°	0.1° See Plot	
7	Power Handling:	Forward ≤30 W Reversed ≤1 W	See Typical Characteristics	
8	Impedance:	50 Ω	See Typical Characteristics	

QA/QC Approval: *Judson Ryzal*

Date: 8/27/25

SUMMARY TEST DATA
ON
APD-2-500M2G-SFF-30W



SUMMARY TEST DATA
ON
APD-2-500M2G-SFF-30W

