


**SUMMARY TEST DATA
ON
APD-2-500M2G-SFF-30W**

Customer: _____
 SO No: _____
 Model No: _____
 Serial No: 54830

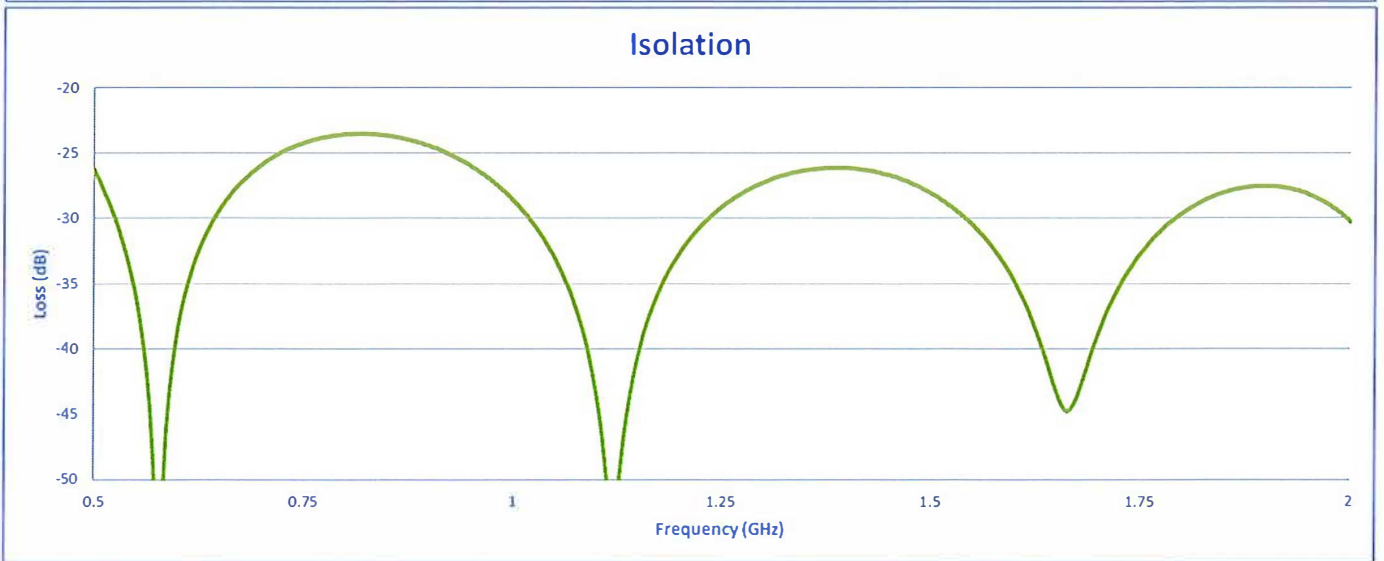
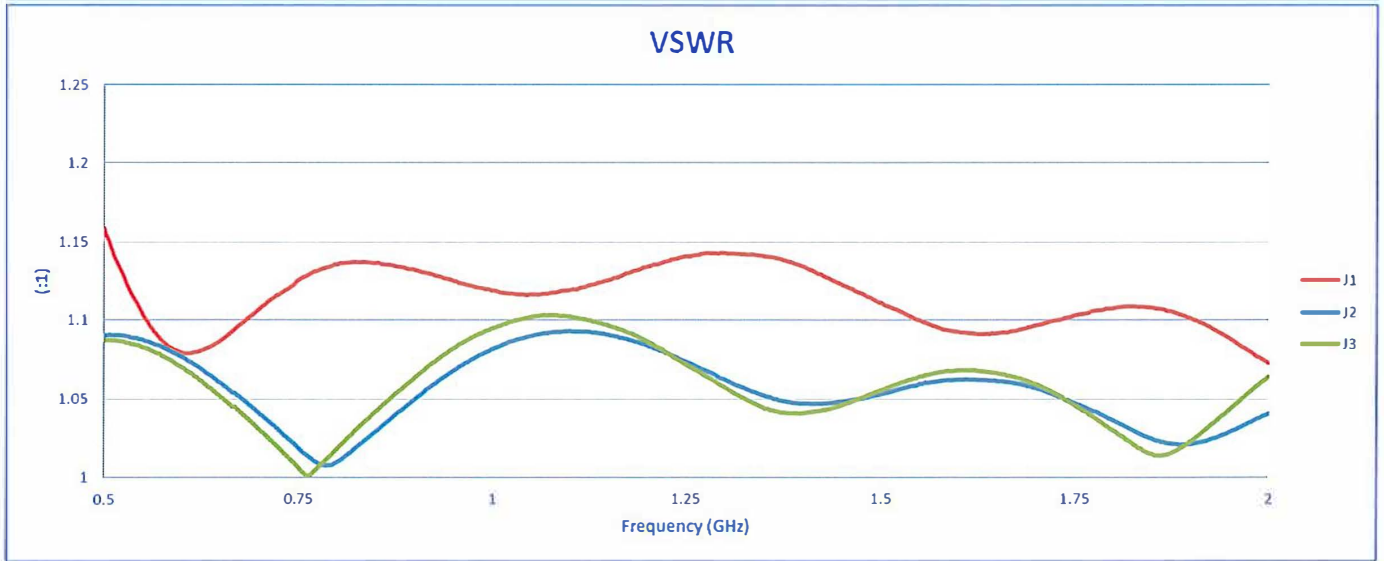
Tested By: K. Mansfield
 Temperature: +25°C
 Date: 8/25/2025
 Drawing No: 27625582 Rev: A1

TEST ITEM NO.	PARAMETERS	SPECIFIED VALUE	TEST RESULTS	QA QC	
1	Frequency Range:	0.5 to 2.0 GHz	0.5 to 2.0 GHz	PMI QA5	
2	Insertion Loss:	≤0.5 dB	0.27 dB See Plot		
3	VSWR:	Input ≤1.25:1 Output ≤1.20:1	1.16:1 1.1:1 See Plot		
4	Isolation:	20 dB Min.	23.54 dB See Plot		
5	Amplitude Balance:	≤±0.2 dB	0.02 dB See Plot		
6	Phase Balance:	≤±2°	0.4° See Plot		
7	Power Handling:	Forward ≤30 W Reversed ≤1 W	See Typical Characteristics		
8	Impedance:	50 Ω	See Typical Characteristics		PMI QA5

QA/QC Approval: *[Signature]*

Date: 8/27/25

SUMMARY TEST DATA
ON
APD-2-500M2G-SFF-30W



SUMMARY TEST DATA
ON
APD-2-500M2G-SFF-30W

