SUMMARY TEST DATA
ON
PDC-800M2D5G-30C-SFF-50W

Customer:
SO No:
Model No: PDC-800M2D5G-30C-SFF-50W
Serial No: 54870
Part No:

Tested By: K. Mansfield
Temperature: +25°C
Date: 9/22/2025
Drawing No: 27625823 Rev: A1

TEST ITEM NO.	PARAMETERS	SPECIFIED VALUE	TEST RESULTS	QA QC
1	Frequency Range:	0.8 to 2.5 GHz	**0.8 to 2.5 GHz**	PMI QA5
2	Insertion Loss:	≤ 0.4 dB (Excluding Coupled Power)	**0.15 dB (See Plot)**	
3	VSWR:	≤ 1.20:1	**1.19:1 (See Plot)**	
4	Directivity:	20 dB Minimum	**28.3 dB See Plot**	
5	Coupling:	30 ≤ ±1.0 dB	**30 ±0.47 dB See Plot**	
6	Frequency Sensitivity:	≤ ±0.7 dB	**+0.33 dB (See Plot)**	
7	Power Handling:	Average ≤50 W Peak ≤1 kW	**Average ≤60 W Peak ≤1 kW See Typical Characteristics**	
8	Impedance:	50 Ω	**50 Ω**	PMI QA5

QA/QC Approval: Jordan Wend Date: 9/24/25

7309-A Grove Road Frederick, MD 21704 USA Phone: (301)662-5019 Fax: (301)662-1731
Email: sales@pmi-rf.com

SUMMARY TEST DATA
ON
PDC-800M2D5G-30C-SFF-50W

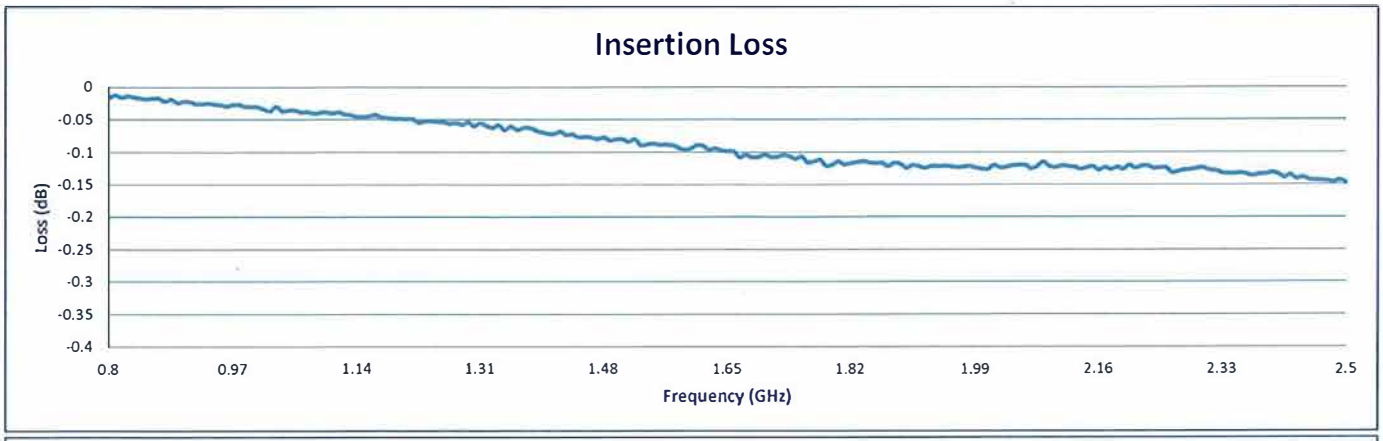

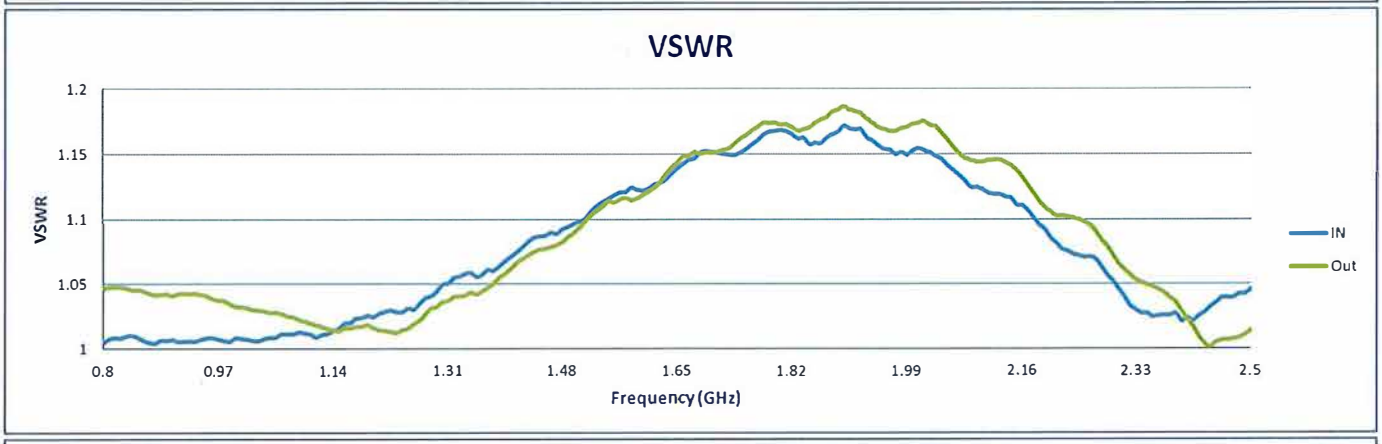

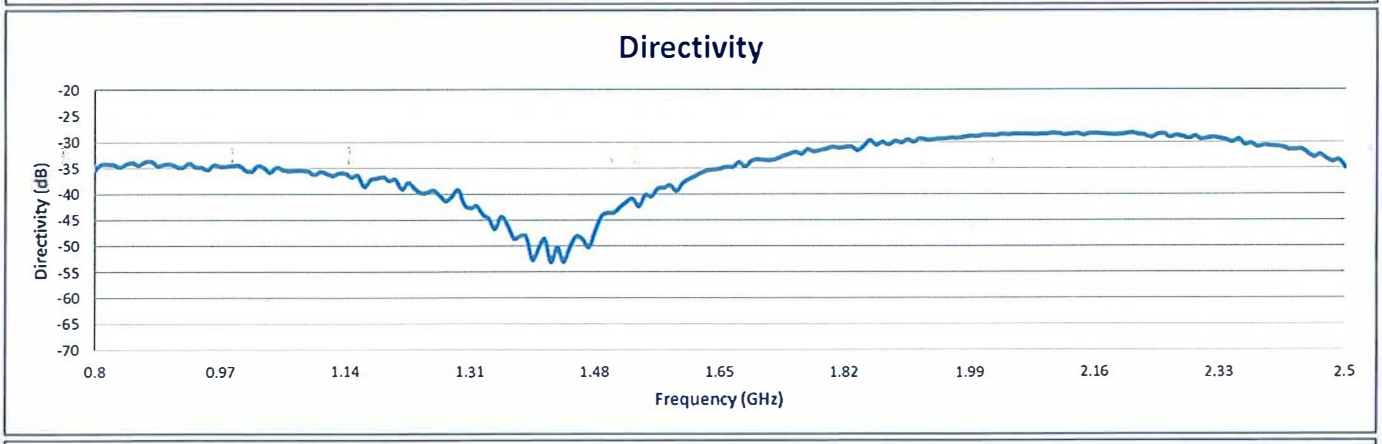

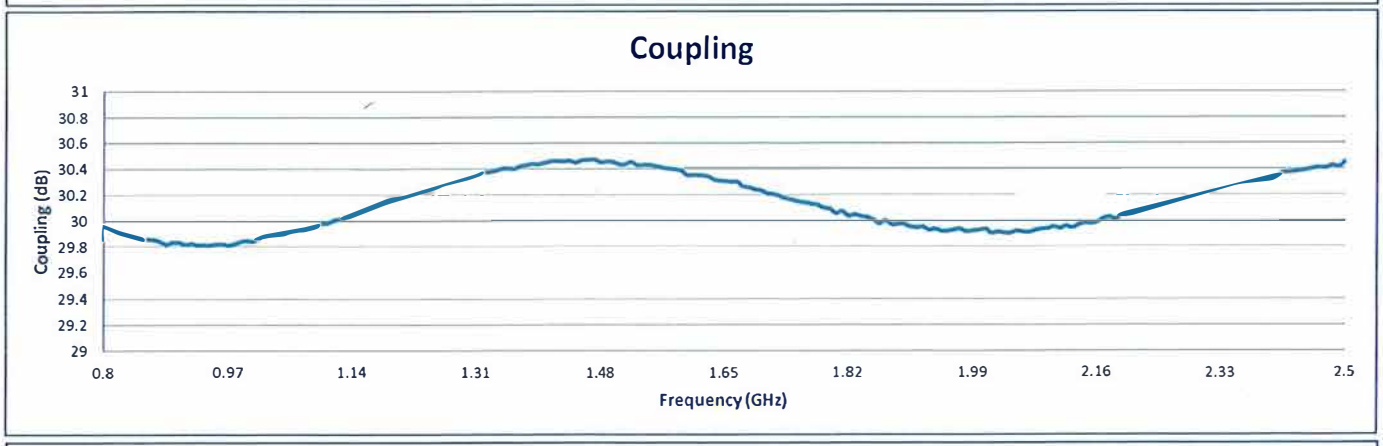

7309-A Grove Road Frederick, MD 21704 USA Phone: (301)662-5019 Fax: (301)662-1731
Email: sales@pmi-rf.com