

**SUMMARY TEST DATA
ON
P1T-10M1G-80-T-SFF**

Customer: _____
 SO No: _____
 Model No: P1T-10M1G-80-T-SFF
 Serial No: 54894

Tested By: K Craven
 Temperature: 25°C
 Date: 10/16/2025
 Drawing No: 27626283 Rev: A1

TEST ITEM NO.	PARAMETERS	SPECIFIED VALUE	TEST RESULTS	QA QC
1	Frequency Range	0.01 GHz to 1 GHz	0.01 GHz to 1 GHz	PMI QA5
2	Impedance	50 Ω	Pass	
3	Input Power	+20 dBm Max Operating +30 dBm Max Survival	Pass See Typical Characteristics	
4	Input VSWR	1.5:1 Typ.	1.24:1 In	
5	Insertion Loss	1.3 dB Max.	1.05 dB	
6	Isolation	80 dB Typ.	82.6 dB	
7	Switching Speed	200 ns Max.	Pass See Typical Characteristics	
8	Power Supply	5 V @ 20 mA Typ -15 V @ 40 mA Typ	5 V @ 40 mA -15 V @ 70 mA	
9	Control Signal	TTL LOGIC '0' : Insertion Loss '1' : Isolation	Pass	

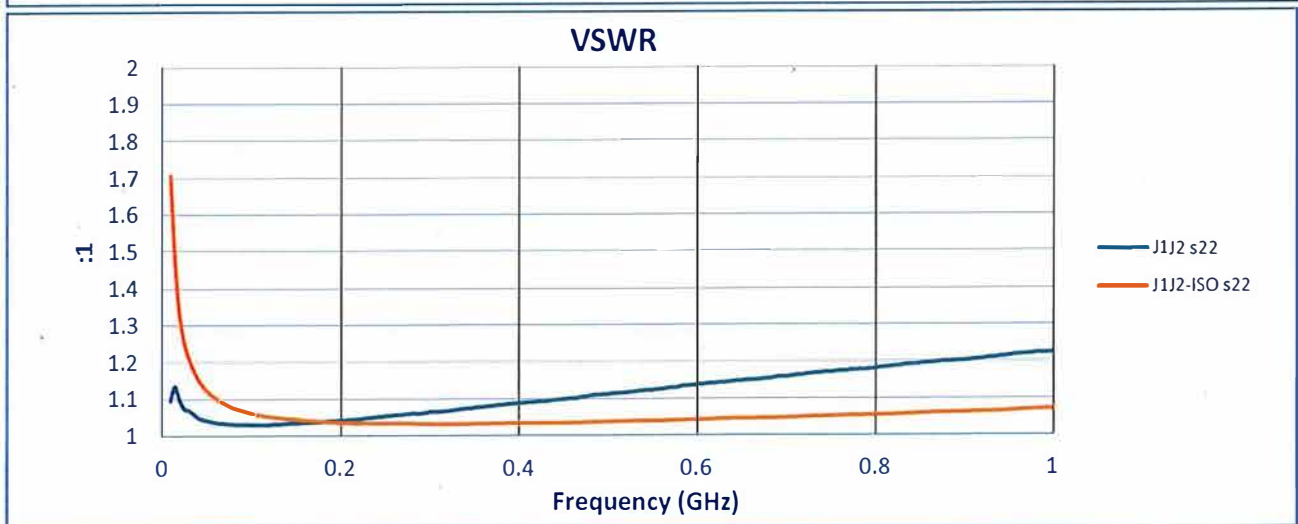
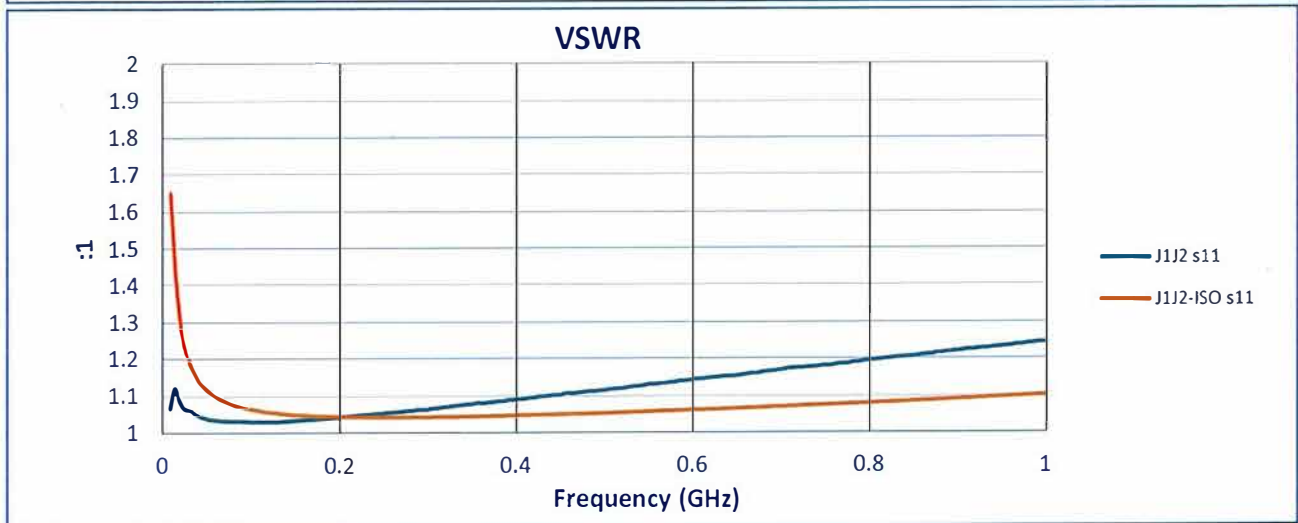
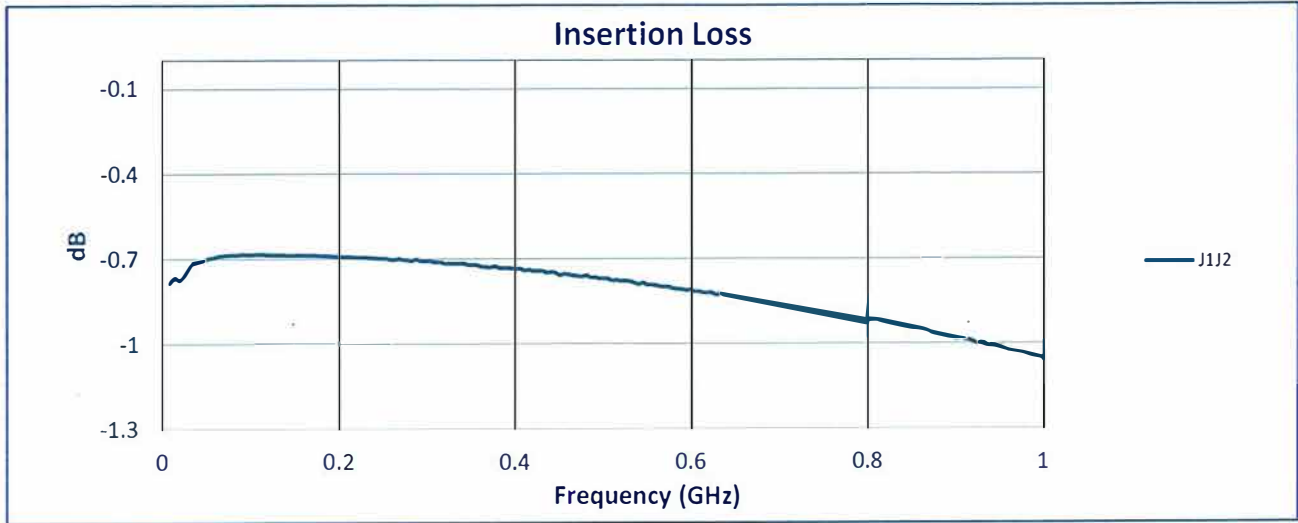
QA/QC Approval: Jordan Eyer

Date: 10-22-25

7309-A Grove Road Frederick, MD 21704 USA Phone: (301)662-5019 Fax: (301)662-1731
 Email: sales@quanticpmi.com

SUMMARY TEST DATA
ON
P1T-10M1G-80-T-SFF

54894



7309-A Grove Road Frederick, MD 21704 USA Phone: (301)662-5019 Fax: (301)662-1731
Email: sales@quanticpmi.com

SUMMARY TEST DATA
ON
P1T-10M1G-80-T-SFF

54894

