

New Dual Output - Multiple Gain Amplifier for 6-18GHz Operation

The PEC-25/15-618-15-SFF is designed to provide amplification from dual outputs. J1-J2 typically provides 25dB of gain while J1-J3 typically provides 15dB of Gain while maintaining a gain flatness of +/-2.5dB maximum.

Typical Specifications:

- 6-18GHz
- Gain: J1-J2: 23 to 27dB
J1-J3: 13 to 17dB
- Gain Flatness: +/-2.5dB max.
- Noise Figure: 10.0dB max.
- VSWR In/Out 2.0:1 max.
- Output Power @ 1dB Gain Compression: +10dBm min.
- AC Coupling on Input and Output RF Ports
- Operating Current = 400mA @ +15VDC Maximum
- Internally Regulated / Reverse Voltage Protected
- Connectors In/Out SMA(F)
- Housing (2.93" X 1.20" X 0.50")



Typical Test Data

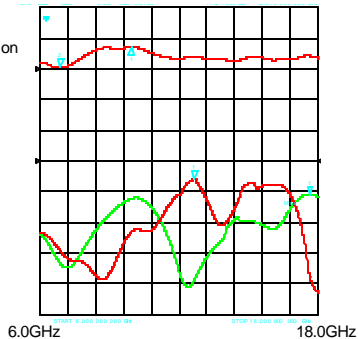
Below: J1-J2 VNA & NF

To the Right:
VNA Measurements on
HP8720ES

S21 Markers:
1: 26.56dB
2: 23.20dB

S11 Marker:
1: -15.02dB

S22 Marker:
1: -12.39dB



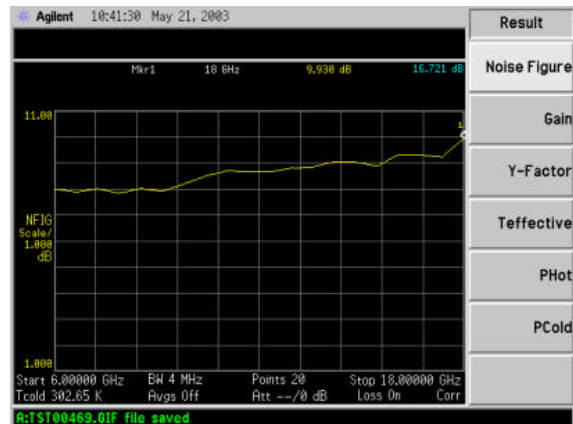
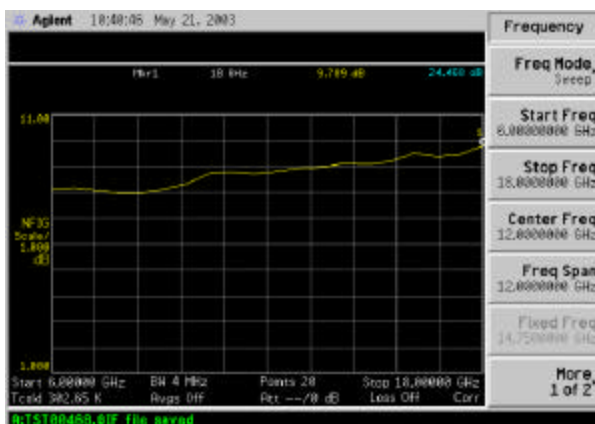
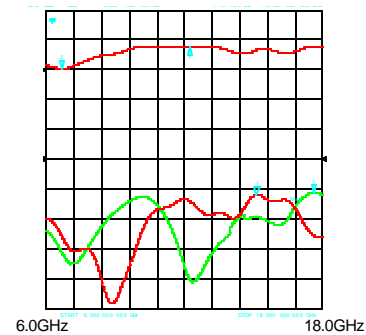
Below: J1-J3 VNA & NF

To the Right:
VNA Measurements on
HP8720ES

S21 Markers:
1: 16.98dB
2: 13.15dB

S11 Marker:
1: -15.15dB

S22 Marker:
1: -15.40dB



7311-G Grove Road, Frederick, MD 21704 USA
 Ph: (301) 662-5019 Fax: (301) 662-1731
 email: sales@planarelec.com Web: www.planarelectronicstechnology.com