



# SUMMARY TEST DATA ON LM-218-14-200W-SMF-HERM

Customer: \_\_\_\_\_  
SO No: \_\_\_\_\_  
Model No: LM-218-14-200W-SMF-HERM  
Serial No: 64941  
Part No: \_\_\_\_\_

Tested By: K Craven  
Temperature: +25°C  
Date: 3/19/2026  
Drawing No: 27613532      REV: A1

TEST ITEM NO.	PARAMETERS	SPECIFIED VALUE	Test Results	QA QC
1	Frequency Range:	2 GHz to 18 GHz	2 GHz to 18 GHz	PMI QA5
2	Insertion Loss: @ -10 dBm Input	2.0 dB Max.	1.96 dB See Graph	
3	VSWR: @ -10 dBm Input	2.0:1 Max.	In 1.4:1 Out 1.34:1 See Graph	
4	Leakage: @ 1 Watt CW Input	+14 dBm Max.	+13 dBm See Typical Characteristics	
5	Recovery Time: @ Pin +27dBm	100 ns Max.	Pass See Typical Characteristics	
6	Average Power:	1 Watt CW	Pass See Typical Characteristics	
7	Peak Power:	200 Watts, 1 usec. 0.1% Duty Cycle	Pass See Typical Characteristics	
8	Limiting Threshold:	+6 dBm Typ.	+4 dBm See Graph	PMI QA5

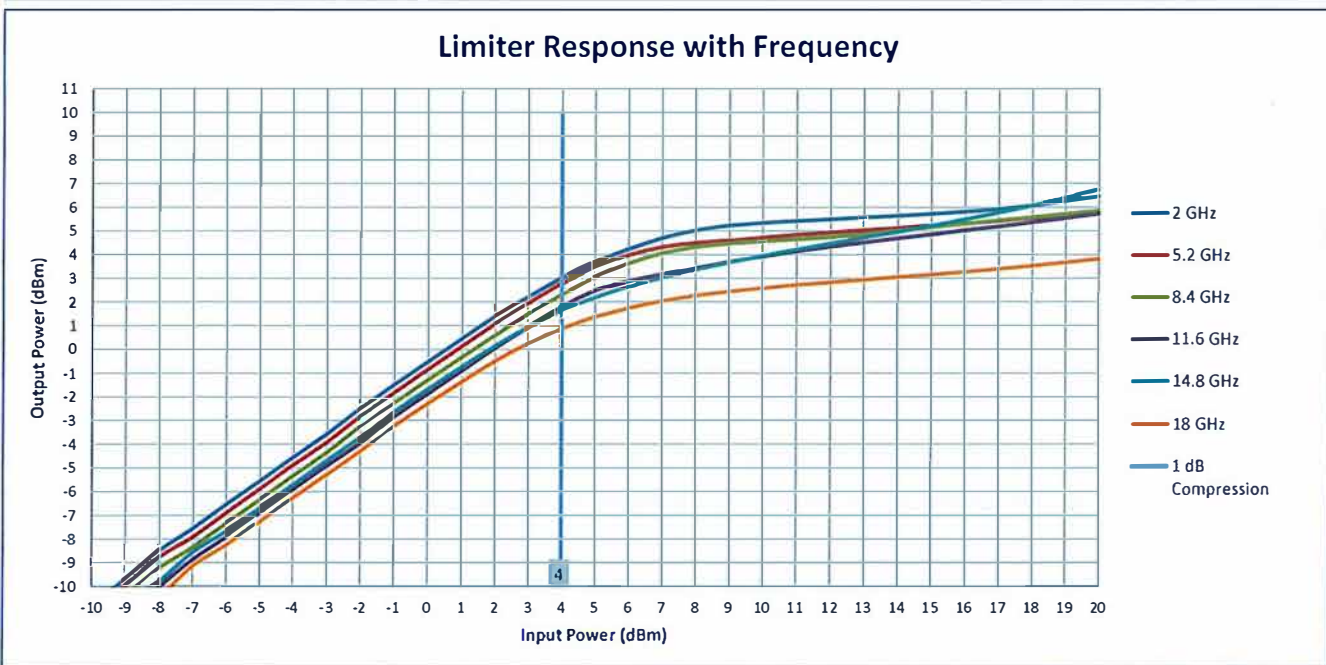
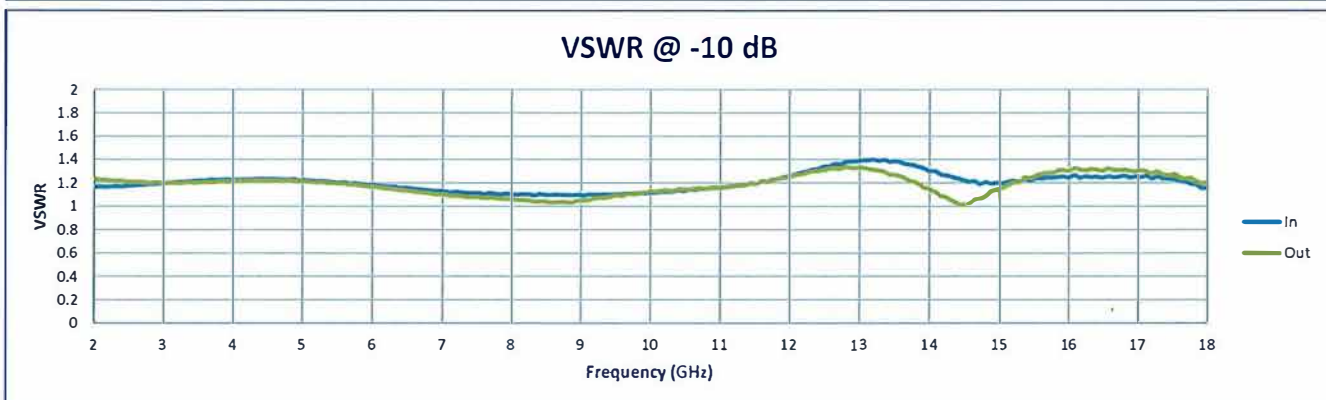
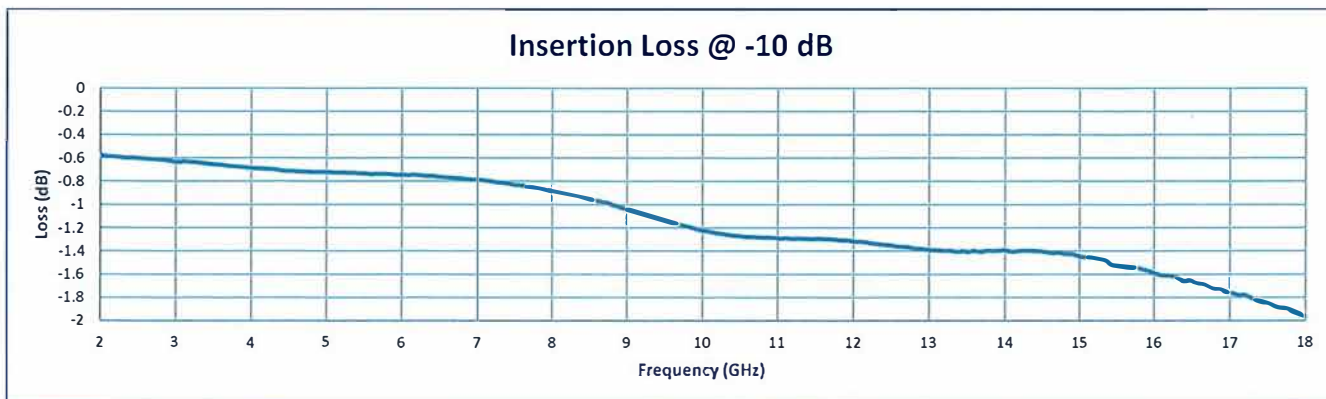
QA/QC Approval: *Jordan Lynch*

Date: 3-26-26

7309-A Grove Road Frederick, MD 21704 USA Phone: (301) 662-5019 Fax: (301) 662-1731  
Email: sales@pmi-rf.com

# SUMMARY TEST DATA ON LM-218-14-200W-SMF-HERM

64941



7309-A Grove Road Frederick, MD 21704 USA Phone: (301) 662-5019 Fax: (301) 662-1731  
Email: sales@pmi-rf.com