



SUMMARY TEST DATA ON LM-218-14-200W-SMF-HERM

Customer: _____
SO No: _____
Model No: LM-218-14-200W-SMF-HERM
Serial No: 64942
Part No: _____

Tested By: K Craven
Temperature: +25°C
Date: 3/19/2026
Drawing No: 27613532 REV: A1

TEST ITEM NO.	PARAMETERS	SPECIFIED VALUE	Test Results	QA QC
1	Frequency Range:	2 GHz to 18 GHz	2 GHz to 18 GHz	PMI QA5
2	Insertion Loss: @ -10 dBm Input	2.0 dB Max.	1.93 dB See Graph	PMI QA5
3	VSWR: @ -10 dBm Input	2.0:1 Max.	In 1.41:1 Out 1.33:1 See Graph	
4	Leakage: @ 1 Watt CW Input	+14 dBm Max.	+13 dBm See Typical Characteristics	
5	Recovery Time: @ Pin +27dBm	100 ns Max.	Pass See Typical Characteristics	
6	Average Power:	1 Watt CW	Pass See Typical Characteristics	
7	Peak Power:	200 Watts, 1 usec. 0.1% Duty Cycle	Pass See Typical Characteristics	
8	Limiting Threshold:	+6 dBm Typ.	+4 dBm See Graph	

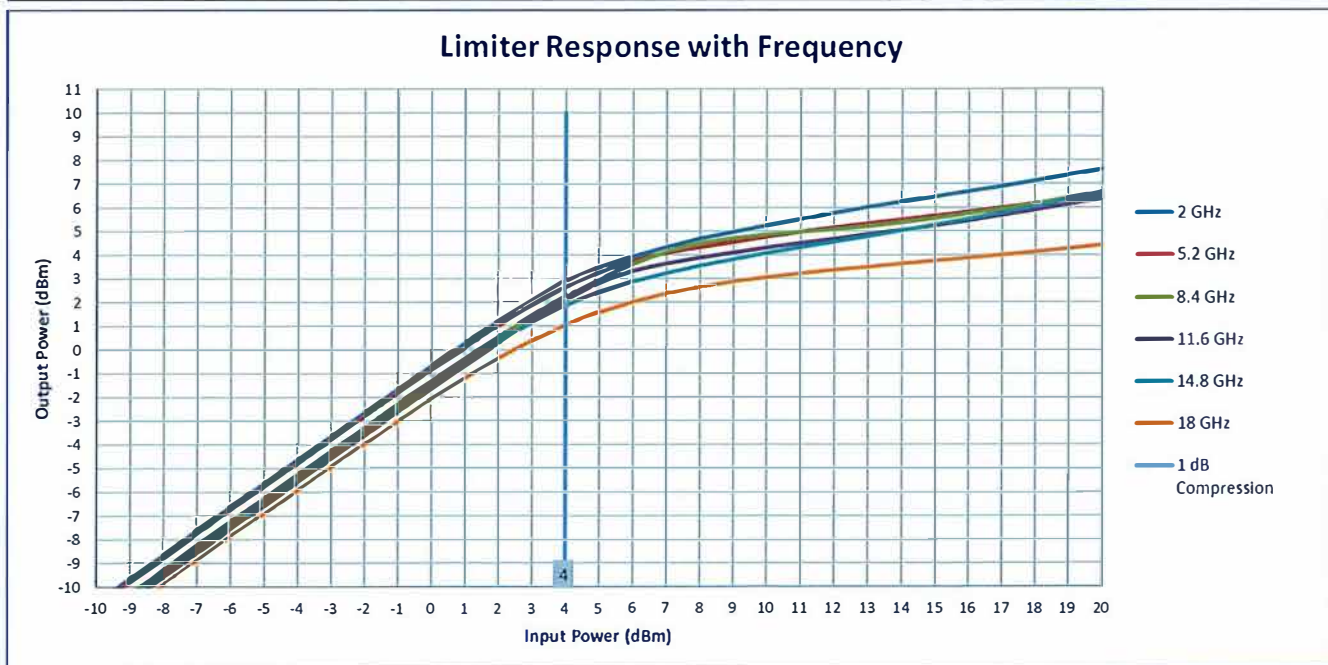
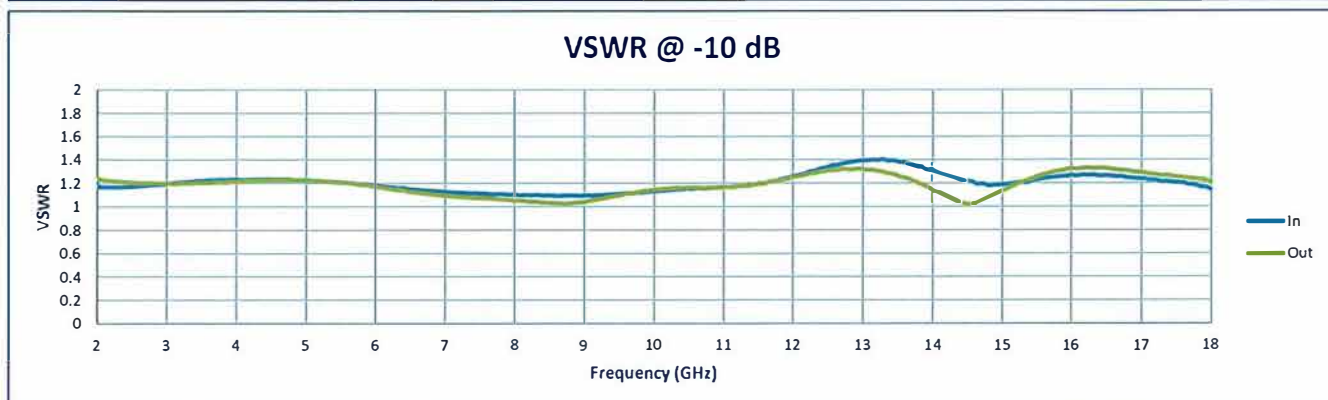
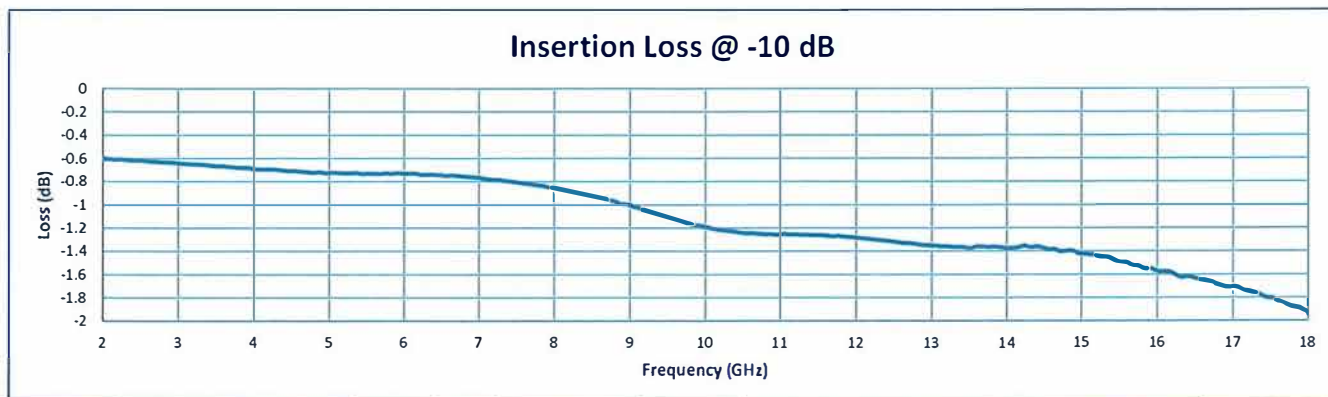
QA/QC Approval: *Jordan Pyzel*

Date: 3-26-26

7309-A Grove Road Frederick, MD 21704 USA Phone: (301) 662-5019 Fax: (301) 662-1731
Email: sales@pmi-rf.com

SUMMARY TEST DATA ON LM-218-14-200W-SMF-HERM

64942



7309-A Grove Road Frederick, MD 21704 USA Phone: (301) 662-5019 Fax: (301) 662-1731
Email: sales@pmi-rf.com