


**SUMMARY TEST DATA  
ON  
LM-218-14-200W-SMF-HERM**

Customer: \_\_\_\_\_  
 SO No: \_\_\_\_\_  
 Model No: LM-218-14-200W-SMF-HERM  
 Serial No: 64947  
 Part No: \_\_\_\_\_

Tested By: K Craven  
 Temperature: +25°C  
 Date: 3/19/2026  
 Drawing No: 27613532      REV: A1

| TEST ITEM NO. | PARAMETERS                         | SPECIFIED VALUE                       | Test Results                           | QA QC  |
|---------------|------------------------------------|---------------------------------------|--|--|
| 1             | Frequency Range:                   | 2 GHz to 18 GHz                       | 2 GHz to 18 GHz                        | PMI<br>QAS<br> |
| 2             | Insertion Loss:<br>@ -10 dBm Input | 2.0 dB Max.                           | 1.91 dB<br>See Graph                   |  |
| 3             | VSWR:<br>@ -10 dBm Input           | 2.0:1 Max.                            | In 1.36:1<br>Out 1.36:1<br>See Graph   |  |
| 4             | Leakage:<br>@ 1 Watt CW Input      | +14 dBm Max.                          | +13 dBm<br>See Typical Characteristics |  |
| 5             | Recovery Time:<br>@ Pin +27dBm     | 100 ns Max.                           | Pass<br>See Typical Characteristics    |  |
| 6             | Average Power:                     | 1 Watt CW                             | Pass<br>See Typical Characteristics    |  |
| 7             | Peak Power:                        | 200 Watts, 1 usec.<br>0.1% Duty Cycle | Pass<br>See Typical Characteristics    |  |
| 8             | Limiting Threshold:                | +6 dBm Typ.                           | +4 dBm<br>See Graph                    |  |

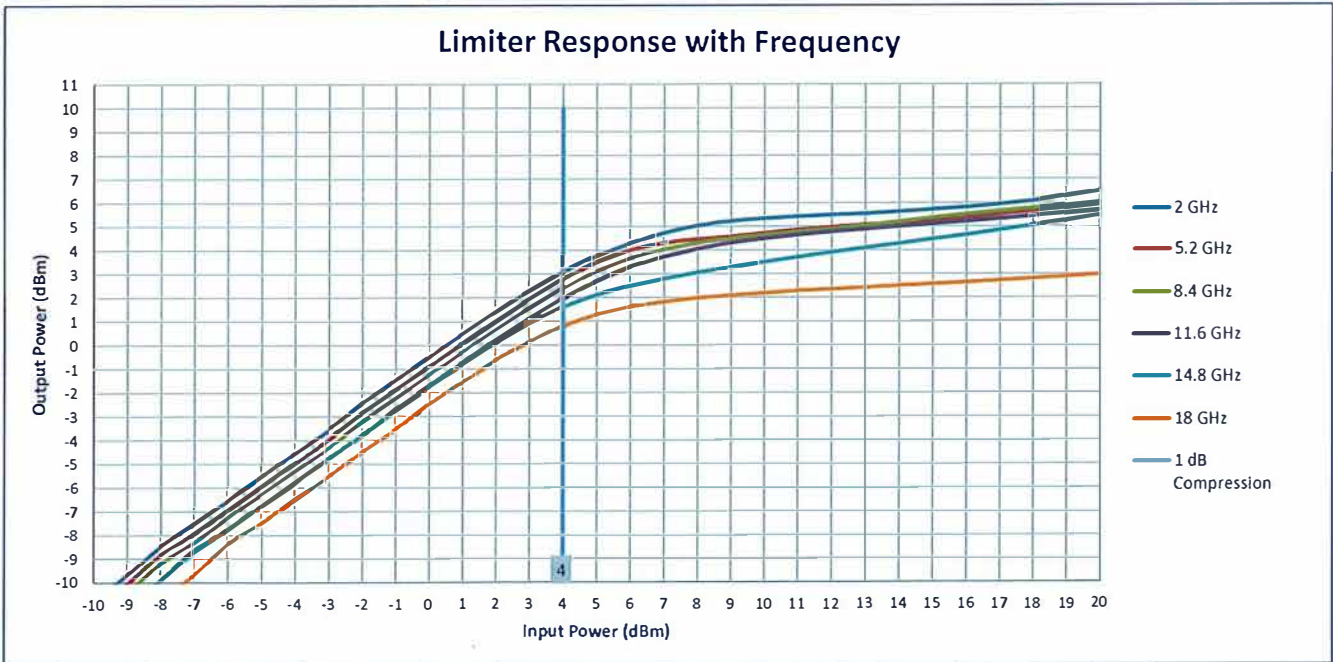
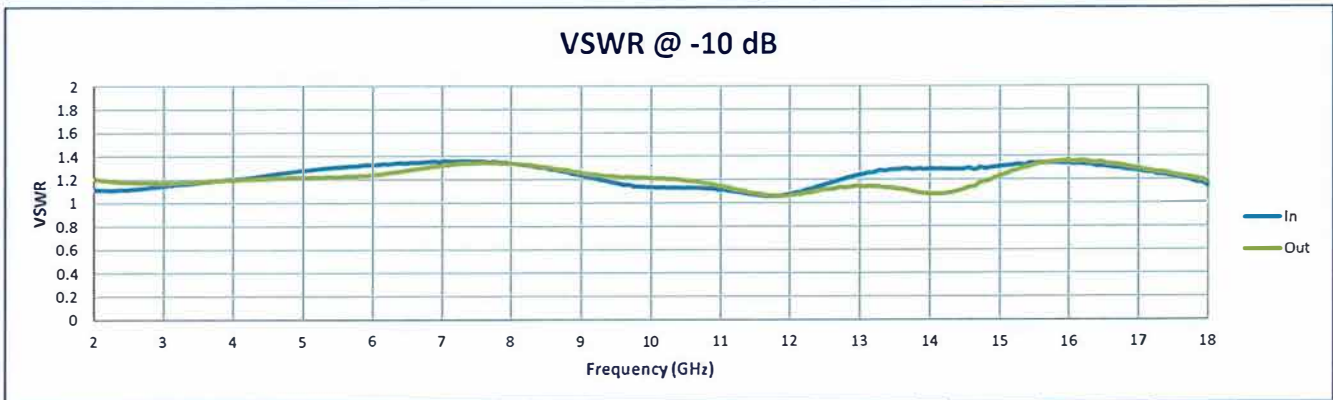
QA/QC Approval: *Jordan Rydel*

Date: 3-26-26

7309-A Grove Road Frederick, MD 21704 USA Phone: (301) 662-5019 Fax: (301) 662-1731  
 Email: sales@pmi-rf.com

# SUMMARY TEST DATA ON LM-218-14-200W-SMF-HERM

64947



7309-A Grove Road Frederick, MD 21704 USA Phone: (301) 662-5019 Fax: (301) 662-1731  
Email: sales@pmi-rf.com