

# Summary Test Data ON APD-8-800M2D5G-SFF-30W

Customer: \_\_\_\_\_  
 SO No: \_\_\_\_\_  
 Model No: APD-8-800M2D5G-SFF-30W  
 Serial No: 64956  
 Part No: \_\_\_\_\_

Tested By: OLIVER K  
 Temperature: +25 °C  
 Date: 3/25/2026  
 Drawing No: 27625681 Rev: A1

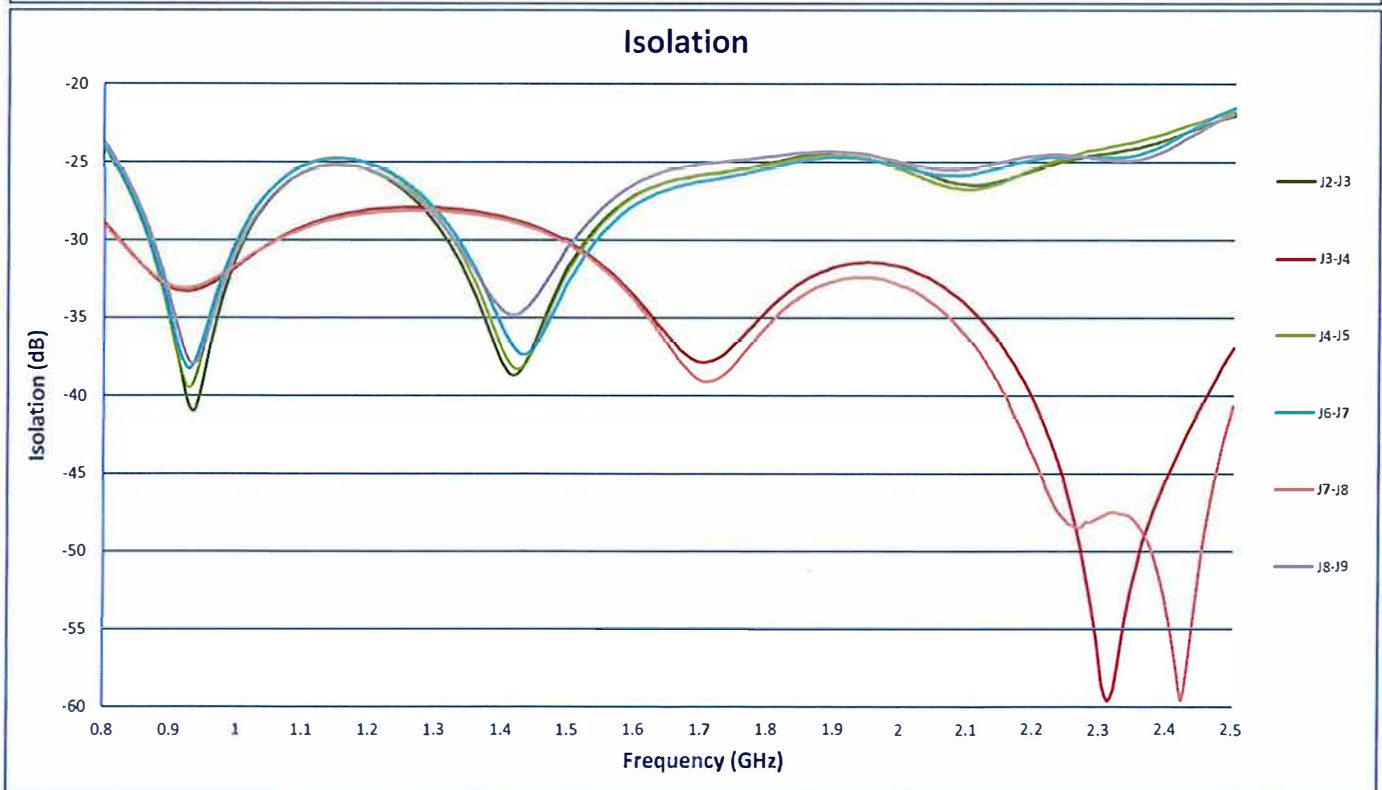
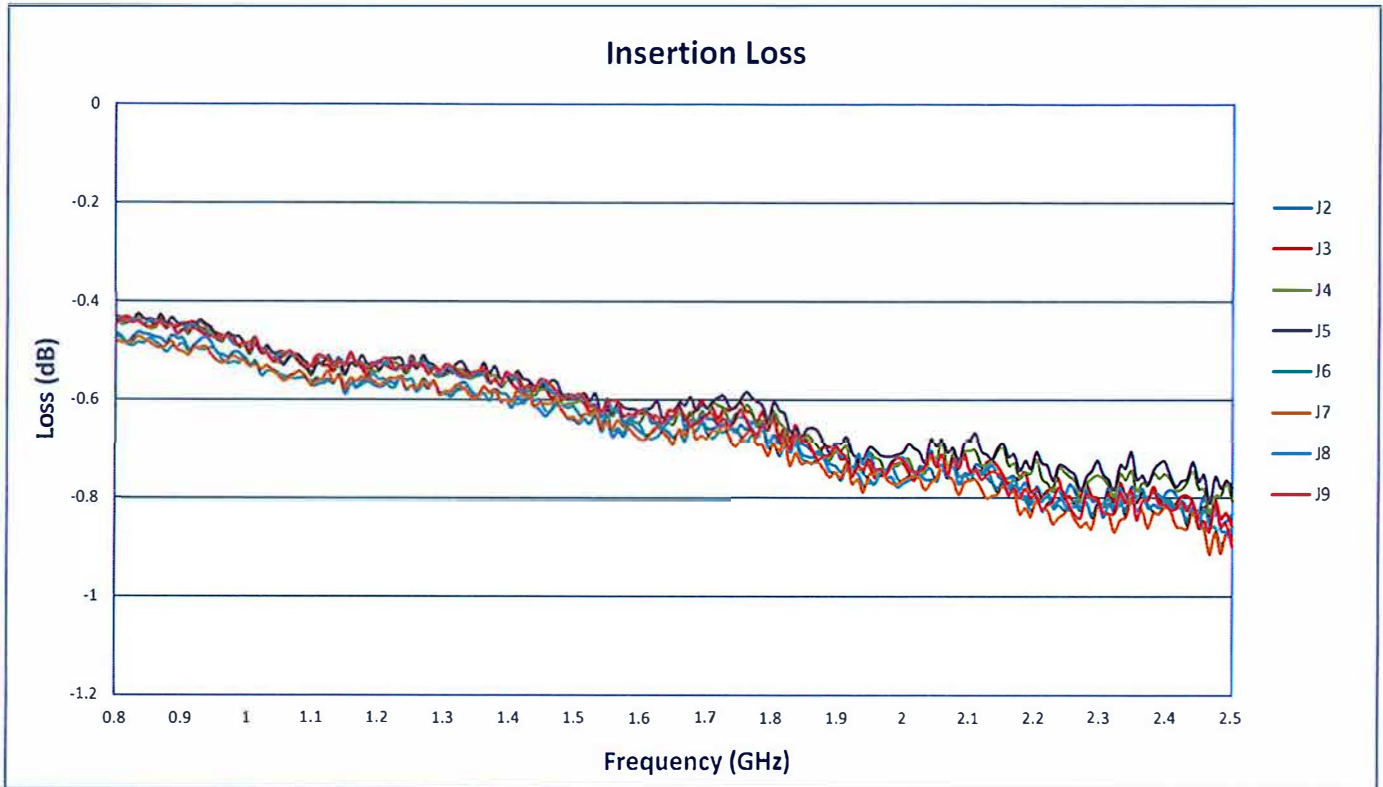
TEST ITEM NO.	PARAMETERS	SPECIFIED VALUE	TEST RESULTS +25°C	QA QC
1	Frequency Range:	0.8 GHz – 2.5 GHz	0.8 GHz – 2.5 GHz	PMI QAS
2	Insertion Loss:	≤1.2 dB	0.91 dB See Graph	
3	VSWR: (Input)	≤1.40:1	1.24:1 See Graph	
4	VSWR: (Output)	≤1.40:1	1.21:1 See Graph	
5	Isolation:	20 dB Min.	21.6 dB See Graph	
6	Amplitude Balance:	±0.5 dB	±0.08 dB See Graph	
7	Phase Balance:	≤±5°	2° See Graph	
8	Power Handling:	Forward ≤30 W Reverse ≤1 W	See Typical Characteristics	

Note: Amplitude and Phase Balance are relative to J2 port.

QA/QC Approval: *Jordan Boyd* Date: 3-31-26

# Summary Test Data ON APD-8-800M2D5G-SFF-30W

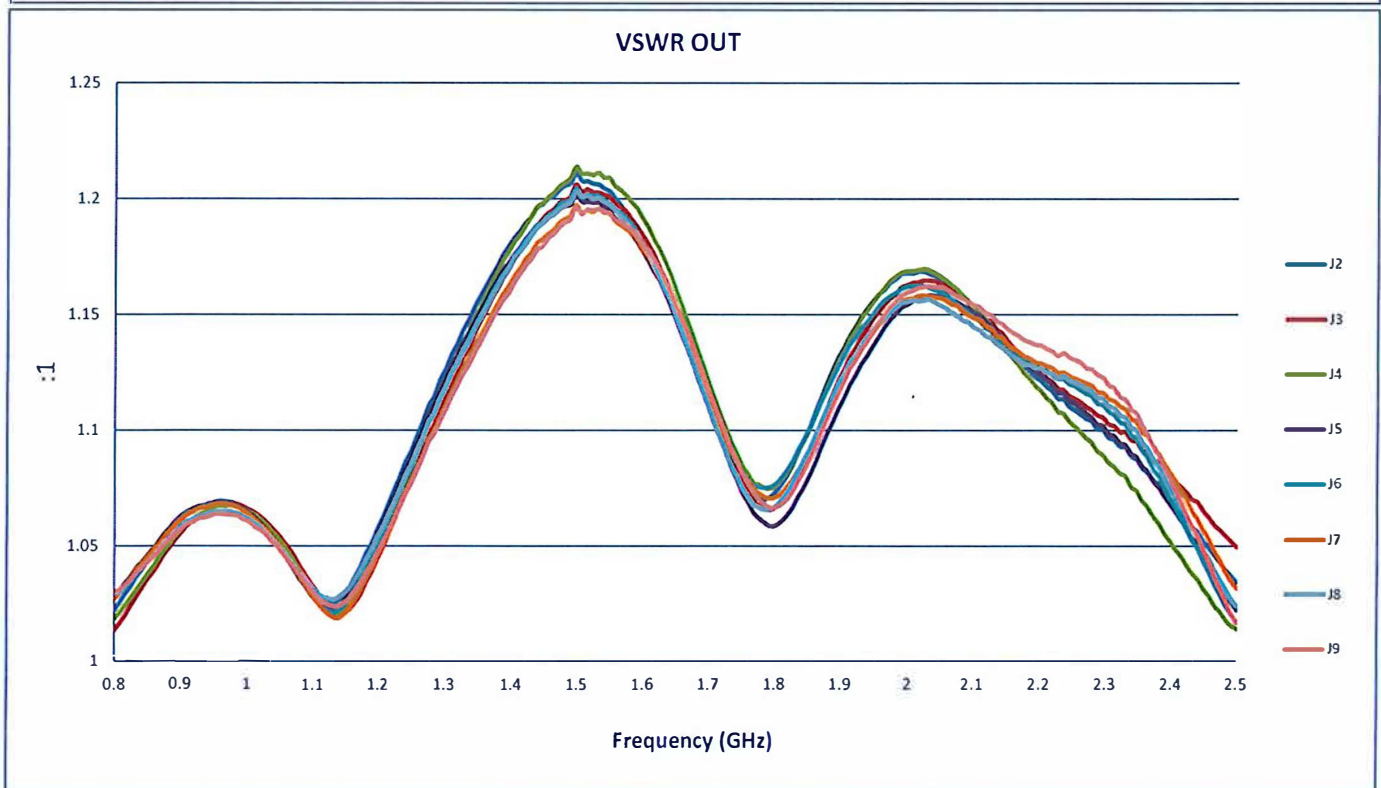
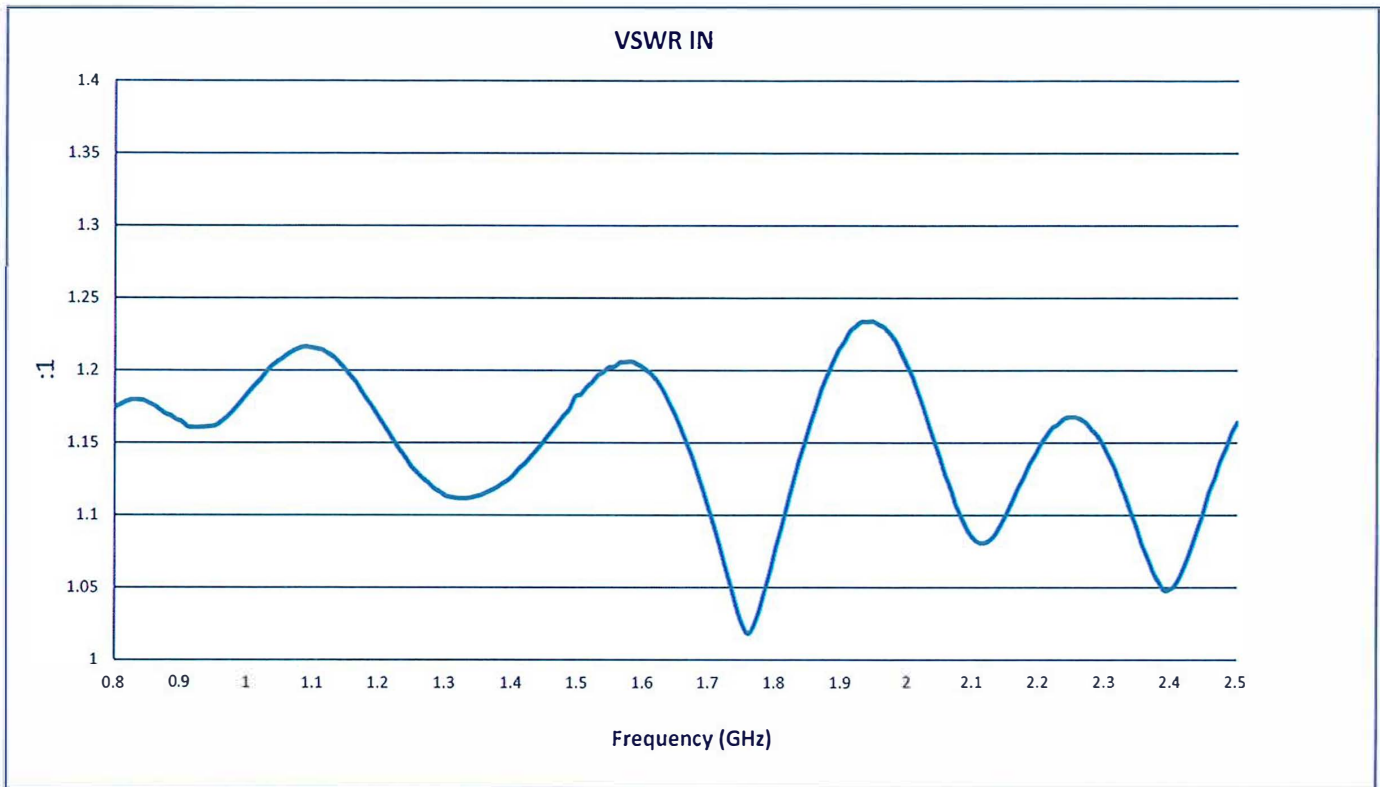
64956



7309-A Grove Road Frederick, MD 21704 USA Phone: (301)662-5019 Fax: (301)662-1731  
Email: sales@pmi-rf.com

# Summary Test Data ON APD-8-800M2D5G-SFF-30W

64956



7309-A Grove Road Frederick, MD 21704 USA Phone: (301)662-5019 Fax: (301)662-1731  
Email: sales@pmi-rf.com

# Summary Test Data ON APD-8-800M2D5G-SFF-30W

64956

