

**SUMMARY TEST  
ON  
ZBD-0R5G18G-NEG-RAD-MF-ROHS**

Customer: \_\_\_\_\_  
 SO No: \_\_\_\_\_  
 Model No: ZBD-0R5G18G-NEG-RAD-MF-ROHS  
 Serial No: 82026  
 Part No: \_\_\_\_\_

Tested By: Alfredo Lopez  
 Temperature: +25°C  
 Date: 6/18/2026  
 Drawing No: 27654241 Rev: A1

TEST ITEM NO.	PARAMETERS	SPECIFIED VALUE	TEST RESULTS	QA QC
1	Frequency Range:	0.5 to 18 GHz	0.5 to 18 GHz	PMI QA5
2	VSWR (Input):	1.5:1 Typ. 2.0:1 Max.	1.95 :1 See Graph	
3	Polarity	NEGATIVE	NEGATIVE	
4	Frequency Flatness:	±3.5 dB Max.	±0.3 dB See Graph	
5	Sensitivity	0.5 ± 0.05 mV/μW Typ. Square-law region (-25 to -10 dBm)	0.58 mV/μW (Max).	PMI QA5
			0.51 mV/μW (Min).	
			See graph	

Note 1: CW measurements performed with 50 Ω RF source and high-impedance output load.

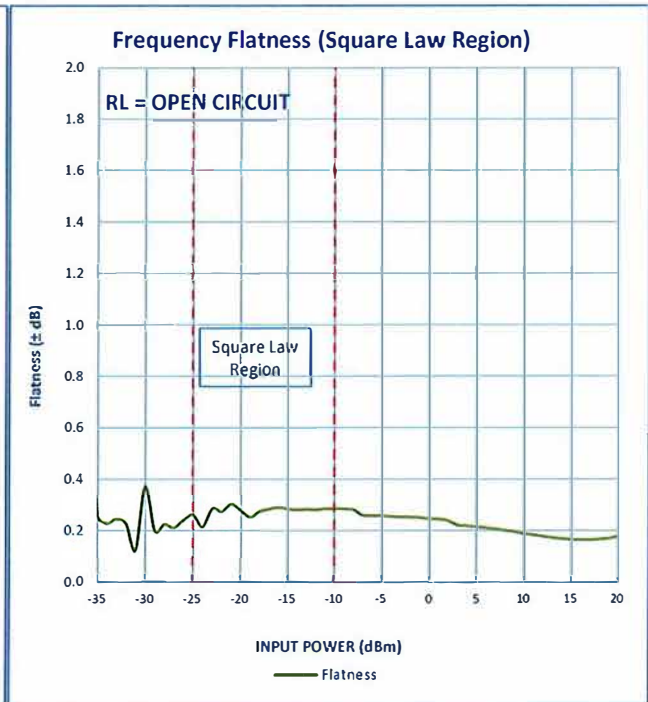
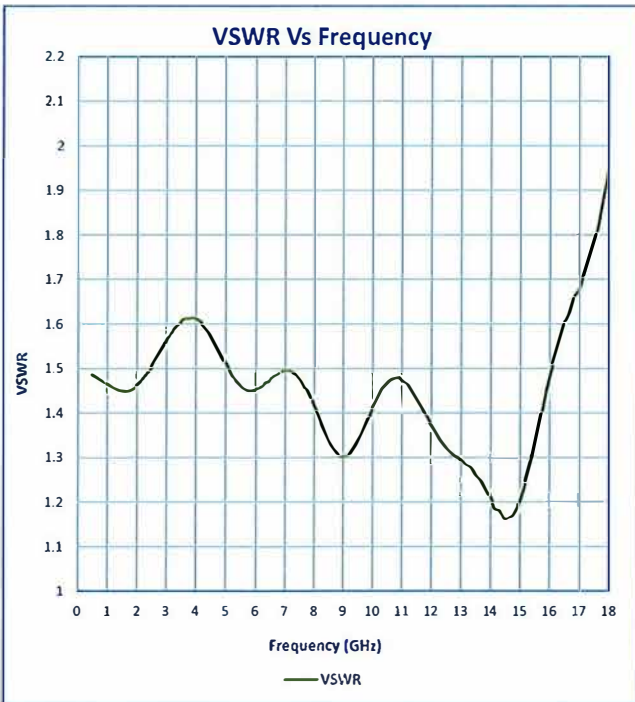
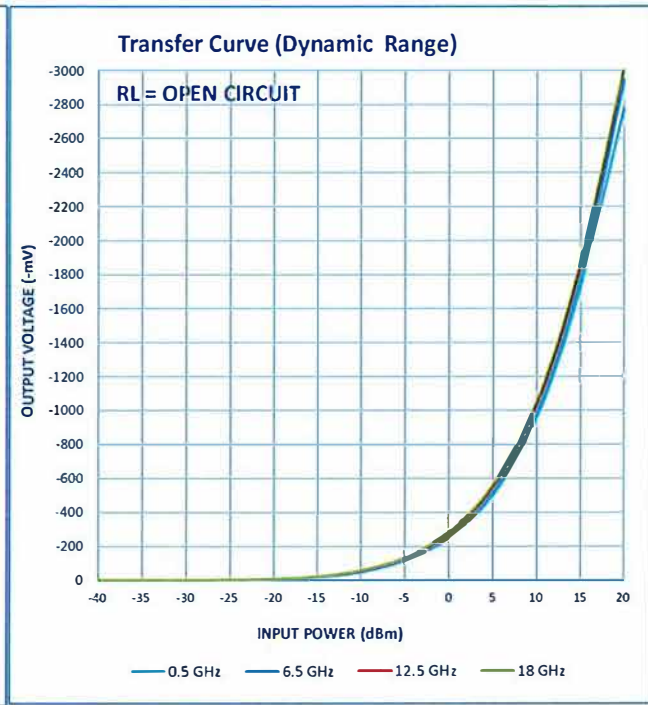
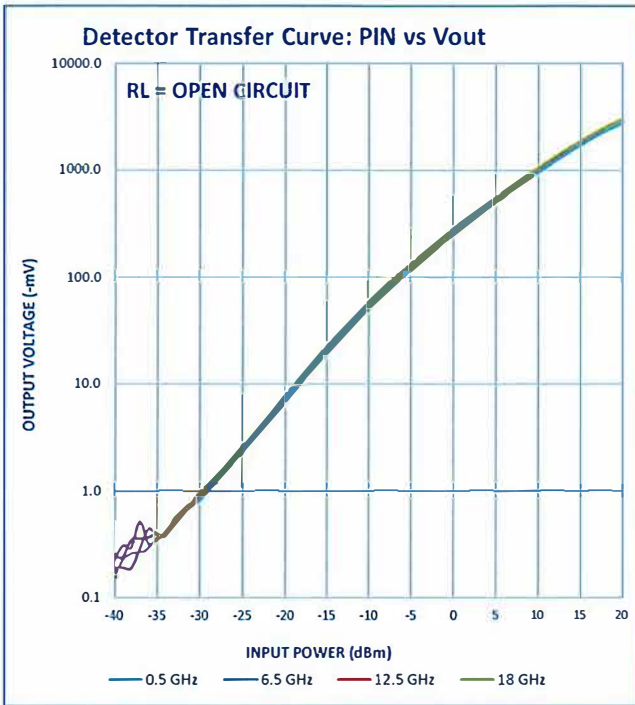
Note 2: Pulsed measurements performed using an external 50 Ω termination through a T-connector for proper pulse shaping.  
 Output voltage measured at 1 MΩ oscilloscope input.

QA/QC Approval: 

Date: 6/24/26

7309-A Grove Road Frederick, MD 21704 USA Phone: (301)662-5019 Fax: (301)662-1731  
 Email: [sales@pmi-rf.com](mailto:sales@pmi-rf.com)

## SUMMARY TEST ON ZBD-0R5G18G-NEG-RAD-MF-ROHS



7309-A Grove Road Frederick, MD 21704 USA Phone: (301)662-5019 Fax: (301)662-1731  
Email: [sales@pml-rf.com](mailto:sales@pml-rf.com)