



**SUMMARY TEST DATA
ON
P2T-1G18G-10-R-528-SFF-HIP10W**

Customer: _____	Tested By: <u>RLCombs</u>
Job No: _____	Temperature: <u>+25°C</u>
Model No: <u>P2T-1G18G-10-R-528-SFF-HIP10W</u>	Date: <u>01/23/2012</u>
Serial No: <u>PL10082/1204</u>	

TEST. ITEM NO	PARAMETERS	SPECIFIED VALUE	TEST RESULTS	QA QC
1	Frequency Range:	1.0 TO 18.0 GHz	1.0 TO 18.0 GHz	
2	Isolation:	10 dB Min	Pass See Plot	
3	Insertion Loss:	4.0 dB Max; 3.0 dB Goal	Pass See Plot	
4	VSWR (In/Out):	2.0:1	Pass See Plot	
5	Input Operating Power	10W CW	Pass	
6	1dB Compression:	+40 dBm Goal	Pass By Design	
7	RF Switching Speed:	100 ns Goal	See Typical Characteristics	
8	DC Voltage:	+5 V @ 20 mA -28 V @ 200mA	2.2 mA 2.3 mA	
9	Control Signal:	TTL "0" → (J1-J2) TTL "1" → (J1-J3)	Pass	

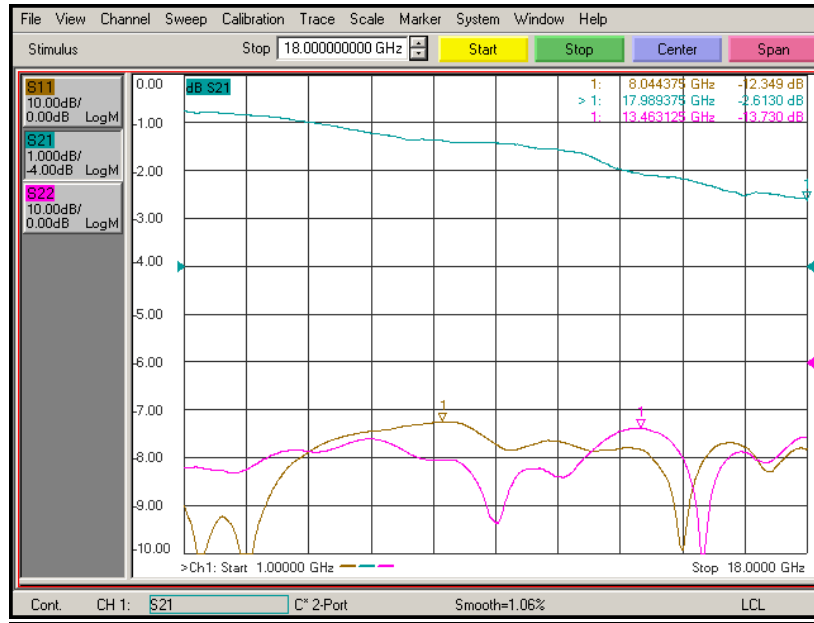
QA/QC Approval: _____ **Date:** _____

7311-F Grove Road, Frederick, MD 21704 USA Phone: (301)662-5019 Fax: (301)662-1731
Email: sales@pmi-rf.com

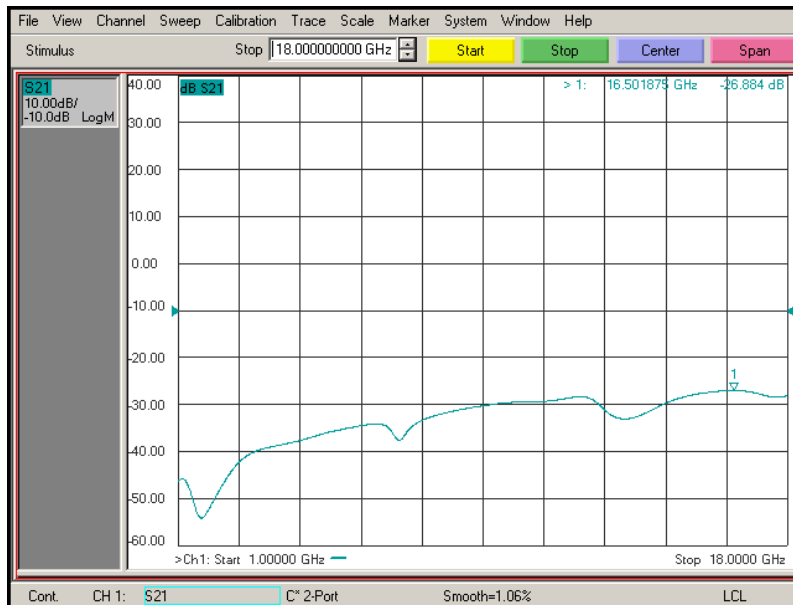


SUMMARY TEST DATA ON P2T-1G18G-10-R-528-SFF-HIP10W

(J1-J2) Insertion Loss and Return Loss



(J1 - J2) Isolation

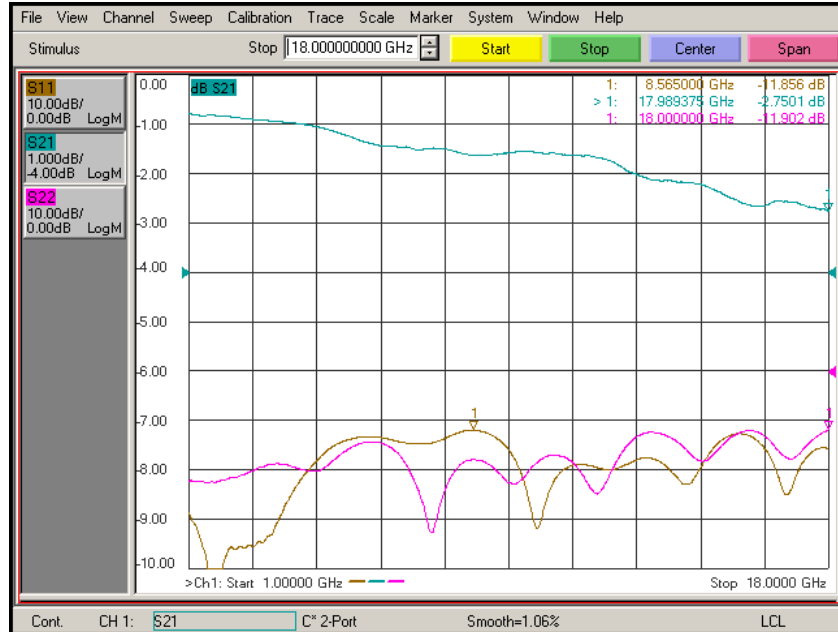


7311-F Grove Road, Frederick, MD 21704 USA Phone: (301)662-5019 Fax: (301)662-1731
Email: sales@pmi-rf.com



SUMMARY TEST DATA ON P2T-1G18G-10-R-528-SFF-HIP10W

(J1-J3) Insertion Loss and Return Loss



(J1 - J3) Isolation



7311-F Grove Road, Frederick, MD 21704 USA Phone: (301)662-5019 Fax: (301)662-1731
Email: sales@pmi-rf.com