




**SUMMARY TEST DATA  
ON AMPLIFIER**

Customer :  
 Job No :  
 Model No : PM2-0R0118-15-10-SFF  
 Serial No : PL1094

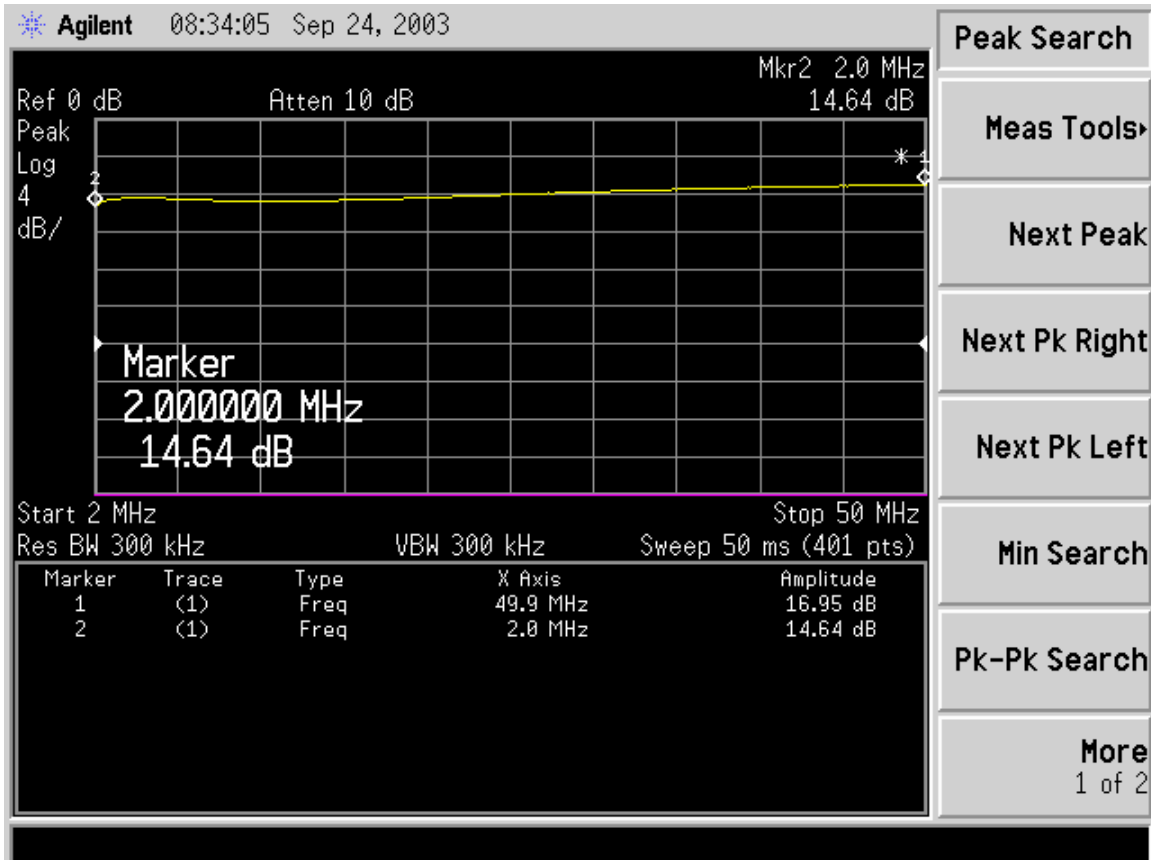
Tested By : Kevin Mason  
 Temperature : +25°C  
 Date : 09/24/03

TEST ITEM NO.	PARAMETERS	SPECIFIED VALUE	MEASURED VALUE	REMARKS QA/QC
1	Frequency Range:	2 MHz - 18 GHz	Pass (See Plot)	
2	Gain Window:	13 to 18dB	Pass (See Plot)	
3	Flatness:	±2.0 dB Max	±1.66 dB	
4	Noise Figure: 10-500 MHz 500MHz to 18GHz	9dB Max 7.5dB Max	Pass (See Plot)	
5	Pout @ 1dB Compression:	+16 dBm Min	≥ +16 dBm	
6	VSWR In/Out:	2.0:1 Max	Pass (See Plot)	
7	DC Supply:	250mA @ +15V Typ.	241mA @ +15V	

Production Manager Approval:  Date: 09/24/03

QA/QC Approval:  Date: 09/24/03

### S-Parameter Plot (2 to 50MHz)

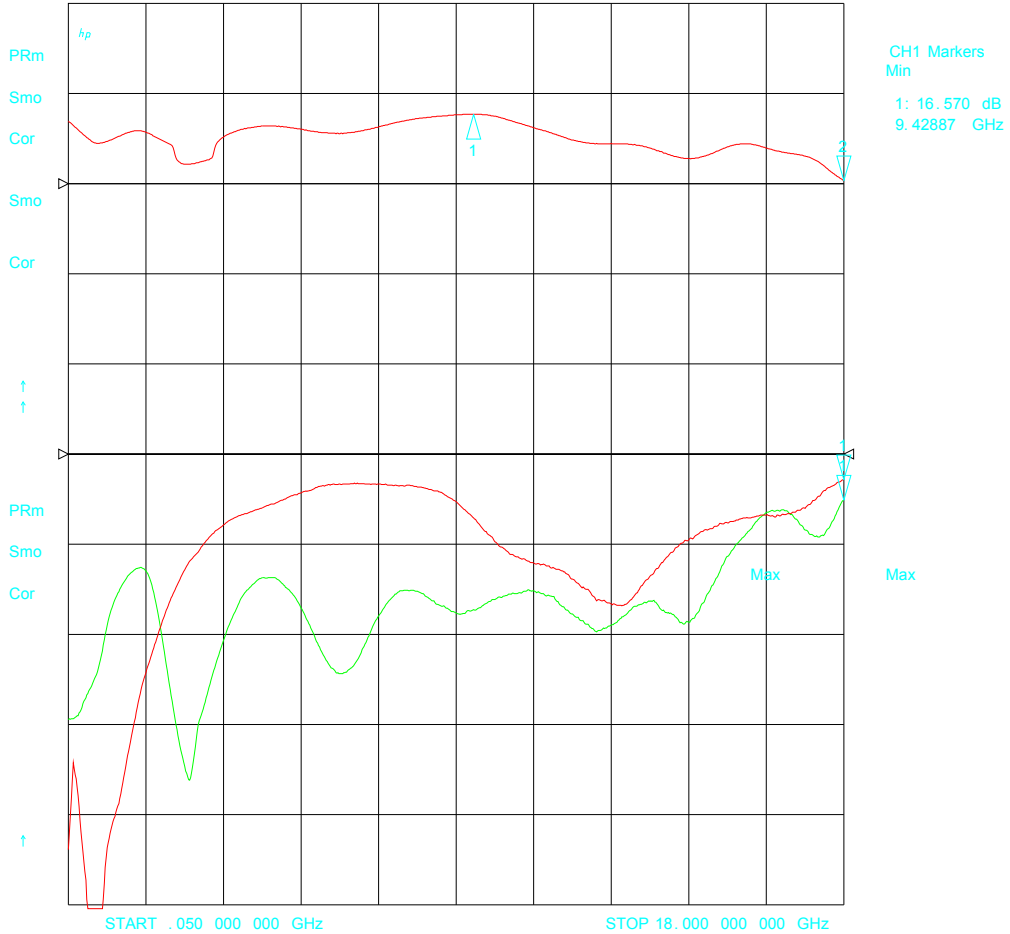




### VNA Plot (50 MHz to 18 GHz)

24 Sep 2003 08:51:11

CH1	S21	LOG	4 dB/	REF 13.5 dB	2: 13.632 dB	18.000 000 000 GHz
CH2	S11	LOG	5 dB/	REF -9.54 dB	1: -12.091 dB	18.000 000 000 GHz
CH3	S22	LOG	5 dB/	REF -9.54 dB	1: -10.978 dB	18.000 000 000 GHz



7311-G Grove Road Frederick, MD 21704 USA Phone: (301)662-5019 Fax: (301)662-1731  
 email: [sales@planarelec.com](mailto:sales@planarelec.com)

### Noise Figure Plot

