




**SUMMARY TEST DATA
ON AMPLIFIER**

Customer :
 Job No :
 Model No : PM2-0R0118-15-10-SFF
 Serial No : PL1095

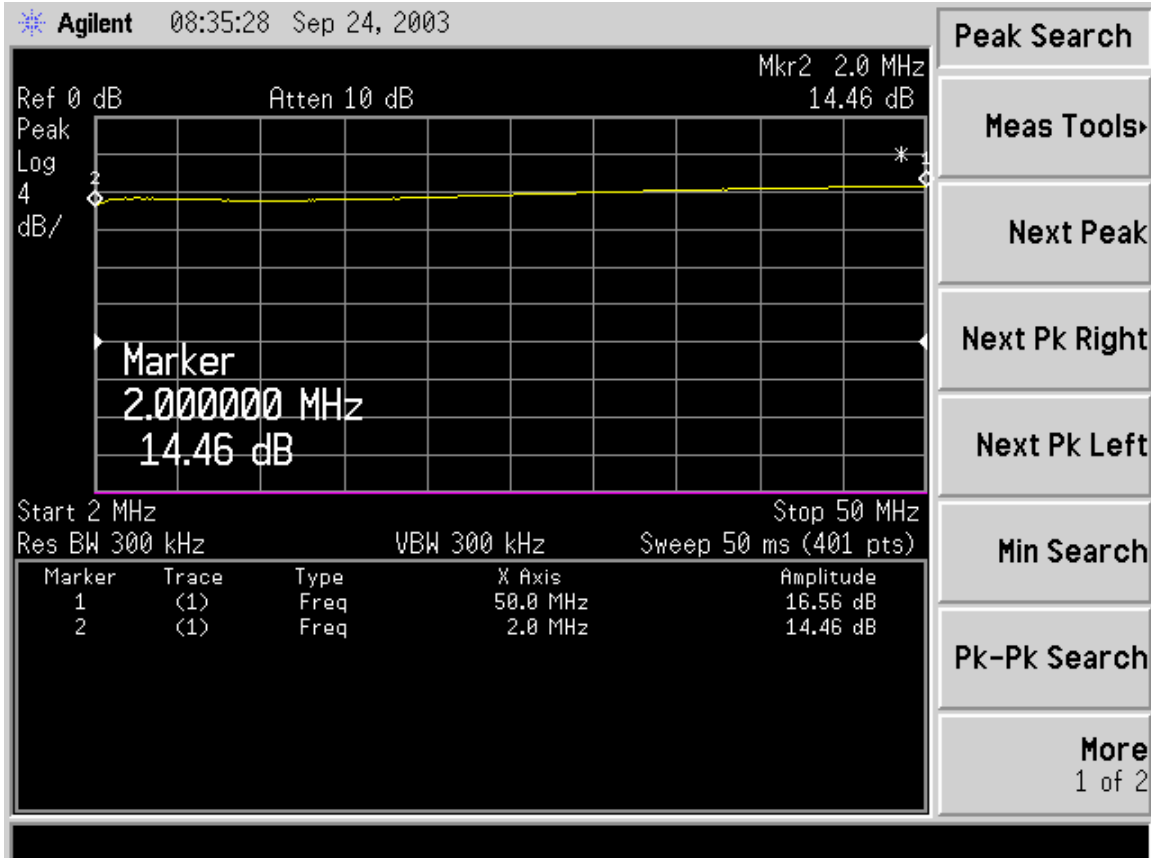
Tested By : Kevin Mason
 Temperature : +25°C
 Date : 09/24/03

TEST ITEM NO.	PARAMETERS	SPECIFIED VALUE	MEASURED VALUE	REMARKS QA/QC
1	Frequency Range:	2 MHz - 18 GHz	Pass (See Plot)	
2	Gain Window:	13 to 18dB	Pass (See Plot)	
3	Flatness:	±2.0 dB Max	±1.22 dB	
4	Noise Figure: 10-500 MHz 500MHz to 18GHz	9dB Max 7.5dB Max	Pass (See Plot)	
5	Pout @ 1dB Compression:	+16 dBm Min	≥ +16 dBm	
6	VSWR In/Out:	2.0:1 Max	Pass (See Plot)	
7	DC Supply:	250mA @ +15V Typ.	254mA @ +15V	

Production Manager Approval:  Date: 09/24/03

QA/QC Approval:  Date: 09/24/03

S-Parameter Plot (2 to 50MHz)

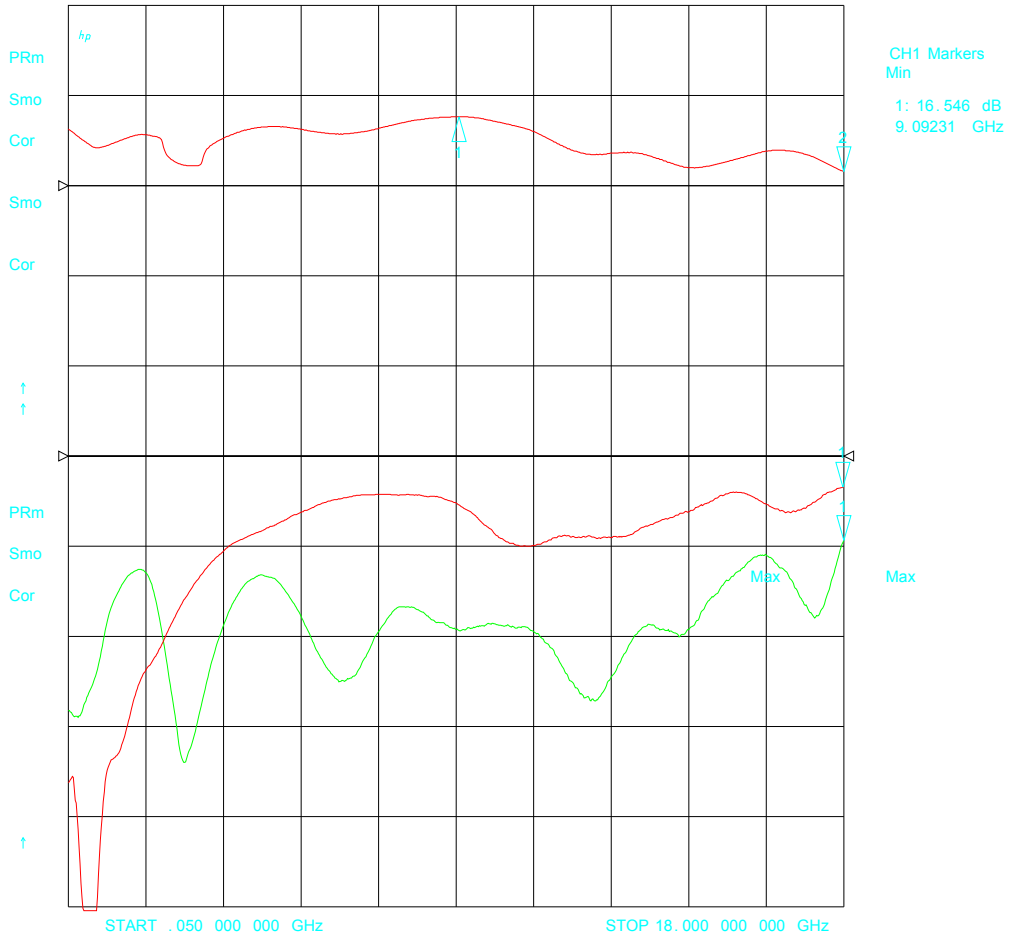




VNA Plot (50 MHz to 18 GHz)

24 Sep 2003 08:51:52

CH1	S21	LOG	4 dB/	REF 13.5 dB	2: 14.123 dB	18.000 000 000 GHz
CH2	S11	LOG	5 dB/	REF -9.54 dB	1:-14.225 dB	18.000 000 000 GHz
CH3	S22	LOG	5 dB/	REF -9.54 dB	1:-11.270 dB	17.977 562 500 GHz



7311-G Grove Road Frederick, MD 21704 USA Phone: (301)662-5019 Fax: (301)662-1731
 email: sales@planarelec.com

Noise Figure Plot

