



**SUMMARY TEST DATA
ON AMPLIFIER**

Customer :
 Job No :
 Model No : PM2-0R0118-15-10-SFF
 Serial No : PL1248

Tested By : Kevin Mason
 Temperature : +25°C
 Date : 03/24/04

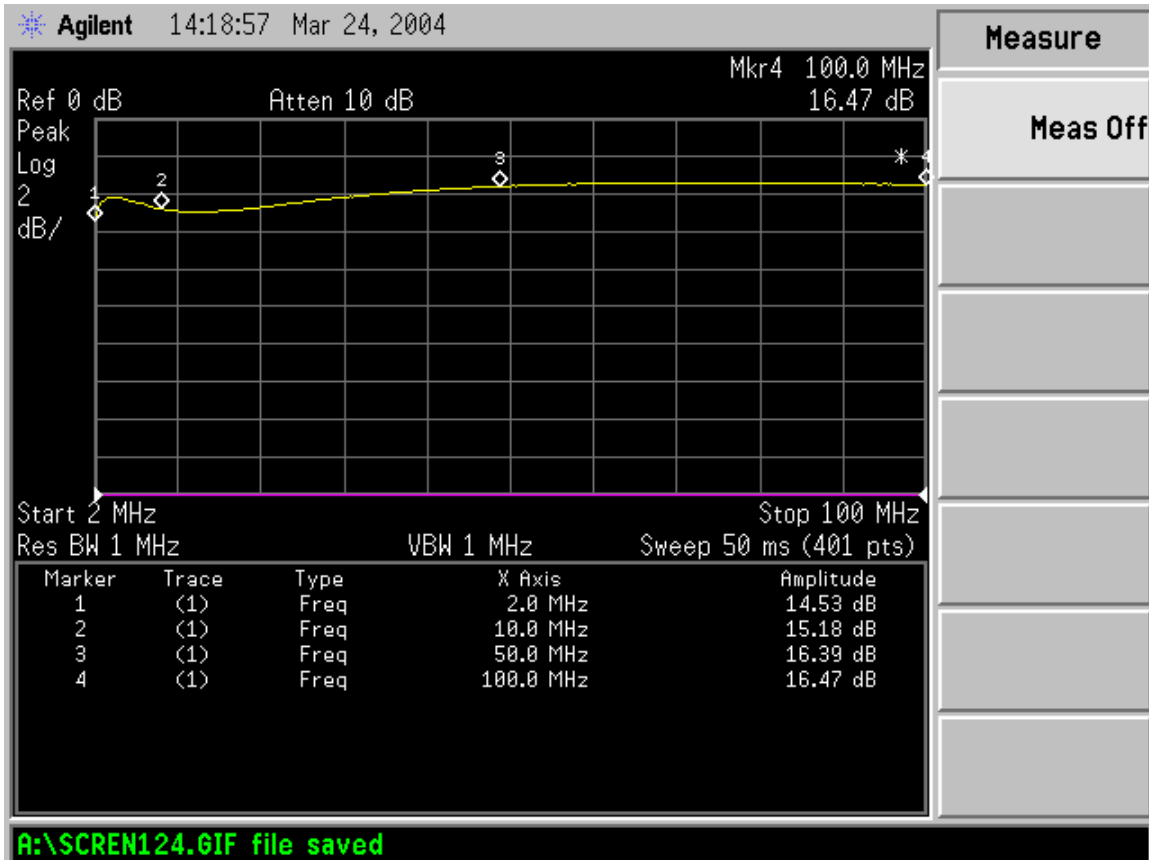
TEST ITEM NO.	PARAMETERS	SPECIFIED VALUE	MEASURED VALUE	REMARKS QA/QC
1	Frequency Range:	2 MHz - 18 GHz	Pass (See Plot)	
2	Gain Window:	13.5 to 17.5dB	Pass (See Plot)	
3	Flatness:	±2.0 dB Max	±1.45 dB	
4	Noise Figure: 10-100 MHz 0.1GHz to 15GHz	10dB Max 7dB Max	Pass (See Plot)	
5	Pout @ 1dB Compression:	+13 dBm Min	≥ +13 dBm	
6	VSWR In/Out:	2.5:1 Max	Pass (See Plot)	
7	DC Supply:	300mA @ +15V Typ.	203mA @ +15V	

Production Manager Approval:  Date: 03/24/04

QA/QC Approval:  Date: 03/24/04

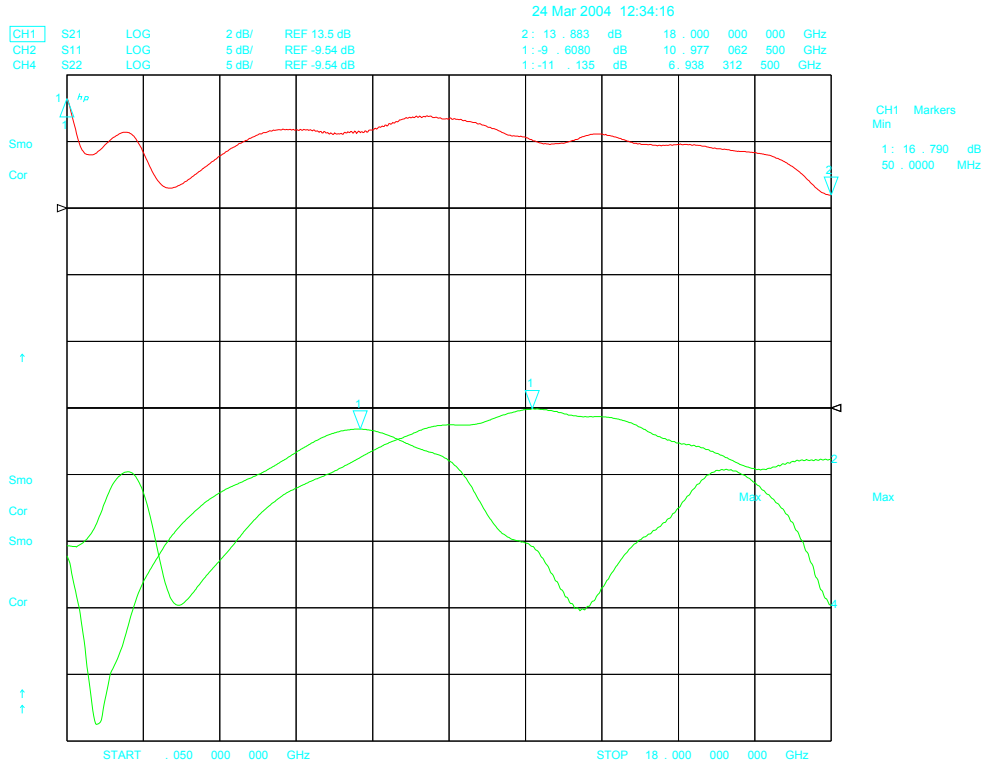
7311-G Grove Road Frederick, MD 21704 USA Phone: (301)662-5019 Fax: (301)662-1731
 email: sales@planarelec.com

S-Parameter Plot (2 to 100MHz)



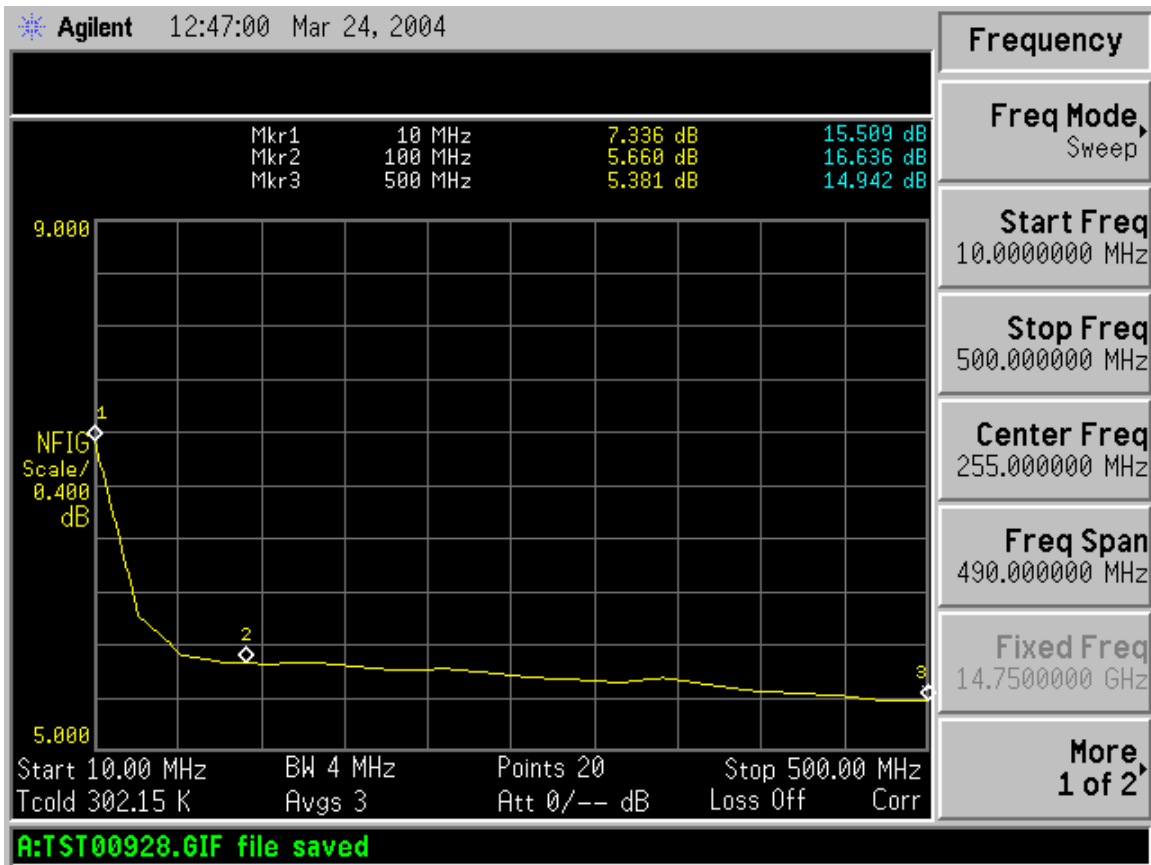


VNA Plot (50 MHz to 18 GHz)



7311-G Grove Road Frederick, MD 21704 USA Phone: (301)662-5019 Fax: (301)662-1731
email: sales@planarelec.com

Noise Figure Plot (10 to 500MHz)



Noise Figure Plot (0.5 to 18GHz)

